



ANNUAL REPORT

JULY 2023– DECEMBER 2024



Tertiary Institutions Service Centre Ltd

ACN: 624 152 834
ABN: 24 830 500 871

Address for all correspondence

Level 1, 100 Royal Street
EAST PERTH WA 6004

Office Location

First Floor
100 Royal Street
EAST PERTH WA 6004

Telephone: (08) 9318 8000
Email: info@tisc.edu.au
Website: www.tisc.edu.au

TISC is a registered trademark.

FOREWORD

As Chairs of the TISC Board and Members Advisory Committee it is a pleasure to present the 1 July 2023-31 December 2024 Annual Report of the Tertiary Institutions Service Centre (TISC).

This report contains information about the various functions and operations of TISC together with statistical information on the 2023-24 and 2024-25 applications cycle. These two admissions cycles have been included in this year's annual report as the report covers and 18 month transition period to a calendar year financial year ending 31 December from 2025. Detailed statistical tables relating to 2023 and 2024 WA Year 12 results, and 2023-24, as well as 2024-25 application, offer, and enrolment information, are available at www.tisc.edu.au.

The 2023-24 admissions saw Curtin University (Curtin), Edith Cowan University (ECU), Murdoch University (Murdoch), and the University of Western Australia (UWA) require all Year 12 applicants to apply for their institutions through TISC. The University of Notre Dame Australia (UNDA) allowed Year 12 applicants to apply through TISC and/or to continue to apply directly to UNDA. Mature age applicants could apply through TISC and/or directly to their institution of choice.

This Annual Report includes the audited financial statements of TISC over the forementioned 18 month transition reporting period. This is because the Board of TISC has adjusted the standard accounting period of TISC from 1 July to 30 June, to 1 January to 31 December commencing 1 January 2025. Associated endorsement from the Australian Charities and Not-for-profit Commission (ACNC) and the Australia Securities and Investments Commission (ASIC) have been received. As such, the period from 1 July 2023 - 31 December 2024 is a special accounting period.

During the 2023-24 admissions cycle, TISC processed a total of 13,987 undergraduate university applications, resulting in 12,207 offers being made for Semester One 2024 entry. 11,009 of those offers were to school leavers. During 2023-24, 1,070 candidates completed the Special Tertiary Admissions Test, and 73 students completed the 2023 WA Universities' Foundation Program.

During the 2024-25 admissions cycle, TISC processed a total of 14,883 undergraduate university applications, resulting in 13,276 offers being made for Semester One 2025 entry. 12,049 of those offers were to school leavers. During 2024-25, 1,070 candidates completed the Special Tertiary Admissions Test, and 76 students completed the 2024 WA Universities' Foundation Program.

TISC remains committed to its schools outreach and engagement activities where students are equipped with all the information required to navigate their journey to their university of choice. In addition to metropolitan schools TISC made visits to Kalgoorlie, the Great Southern, Bunbury and the South-West, as well as Geraldton. In both the 2023-24 and 2024-25 admissions cycles TISC made over 100 school visits where we spoke to an estimated combined audience of over 7,000 students and parents per annum. We also provided a number of online webinars for students and parents to access from around Western Australia and beyond.

During 2023-24 two major changes to TISC's Constitution were approved. The first change was to provide for the appointment of Independent Directors to the TISC Board. This change was brought about as the TISC Board wished to expand the range of expertise on the Board, particularly expertise and experience in the senior secondary school sector. As a result, the Board welcomed Ms Milanna Heberle as an independent Director commencing in November 2024. The second change was to TISC's standard accounting period as referenced above.

In 2023-24 The TISC Board also made a decision to increase the equity of Australian Tertiary Admission Rank (ATAR) calculations. This was done by removing bonus points for Mathematics Methods, Mathematics Specialist and a student's highest Language Other Than English (LOTE) from calculation of the Tertiary Entrance Aggregate (TEA) and the ATAR. Following community

feedback on this decision, the implementation date for this initiative was subsequently postponed to Year 12s in 2028. Over 2024 and 2025 TISC has committed to consult widely with key school and university sector stakeholders on the 2028 tertiary entrance aggregate and associated ATAR calculations before making associated recommendations to the TISC Board.

Once again, we acknowledge the future-focussed, innovative, and inclusive TISC team for everything they do to support TISC's member universities and associate member institutes of higher education. The TISC team has demonstrated a long track record of using technology and their understanding of the admissions journey to deliver timely, low-cost, student-centric services to all those aspiring to study at WA's world class higher education institutions.

We also wish to thank TISC's Board of Directors, the Members Advisory Committee, and the various committees of TISC for their continued commitment, cooperation, and support. We also wish to thank those members of the wider Western Australian community who gave their considerable expertise, wisdom, and time to TISC over the June 2023-December 2024 period.

E/Prof Andrew Taggart

Chair, TISC Board of Directors

Mr Rick Ackermann

Chair, Members Advisory Committee

Contents

FOREWORD	i
TERTIARY INSTITUTIONS SERVICE CENTRE LTD	4
Major Activities of the Centre	4
Primary Member Institutions	5
Participating Member Institutions	5
Associate Member Institutions (2023-2024).....	5
GOVERNANCE.....	6
Board of Directors	6
Members Advisory Committee	7
Specific Purpose Committees	8
INITIATIVES & DEVELOPMENTS	9
General Developments	9
Applications and Offers.....	10
Information Technology Developments	12
TISOnline STATISTICS – 2023/2024	14
University Admissions Applications	14
Release of Results and Offers	15
Web Traffic Source	15
TISOnline STATISTICS – 2024/2025	16
University Admissions Applications	16
Results Online	17
Web Traffic Source	17
LIAISON	18
School Curriculum and Standards Authority Liaison	18
National Liaison.....	18
APPLICATIONS PROCESSING 2023/24.....	19
APPLICATIONS PROCESSING 2024/25.....	24
SPECIAL TERTIARY ADMISSIONS TEST 2023/24	30
SPECIAL TERTIARY ADMISSIONS TEST 2024/25	35
WESTERN AUSTRALIAN UNIVERSITIES' FOUNDATION PROGRAM 2023/24	40
WESTERN AUSTRALIAN UNIVERSITIES' FOUNDATION PROGRAM 2024/25	45
SCHOOL VISITS	49
TISC PUBLICATIONS.....	52
APPENDICES	53
WESTERN AUSTRALIAN UNIVERSITIES' FOUNDATION PROGRAM STATISTICS APPENDIX A..	53

TERTIARY INSTITUTIONS SERVICE CENTRE LTD

The Tertiary Institutions Service Centre (TISC) was established on 10 December 1975 by an agreement of the participating tertiary institutions. A new constitution was subsequently drawn up in June 1984 to establish the Tertiary Institutions Service Centre (Incorporated) (TISC Inc) under the Associations Incorporations Act 1895-1982. The constitution was revised in April 1995, and again in June 2001.

In 2017, as a result of a strategic review conducted the previous year, a new constitution was adopted, and TISC registered as a not-for-profit company, limited by guarantee, on 1 February 2018. TISC Ltd is also registered as a charity with the Australian Charities and Not-for-profits Commission.

TISC's Vision

Seamless, inclusive access to tertiary education in Western Australia.

TISC's Mission

TISC provides innovative, transparent, flexible, high-quality admissions and related services for Western Australian tertiary education institutions and their students.

To deliver on this mission we strive to support and guide prospective students through the admissions journey, ensuring fairness, inclusivity, and integrity. By nurturing strong relationships with educational institutions and stakeholders we work to promote collaboration, innovation, and continuous improvement in admissions and related systems. In this way we support our members to empower individuals, enhance educational opportunities, and contribute to the development of a highly educated, highly skilled Western Australian community.

TISC's Values

Future-focused. Inclusive. Service-oriented. Accountable.

TISC's Goals:

1. To identify, design, and deliver innovative and sustainable solutions to meet the needs of tertiary education institutions and their students.
2. To support the WA sector meet national and international benchmarks for tertiary education participation and accessibility.
3. To be recognised for best practice not-for-profit governance reflecting, trust, transparency, and accountability.

Major Activities of the Centre

- (i) Processing of all applications for admission to member universities for undergraduate programs of study (including those with graduate entry) and other courses as agreed from time to time;
- (ii) Conduct of specially designed tests such as the Special Tertiary Admissions Test (STAT);
- (iii) Administration of the Western Australian Universities Foundation Program (WAUFP);
- (iv) Publication of information in relation to admission in Western Australian member universities.
- (v) Enhancing participation in tertiary education in Western Australia.

Primary Member Institutions

Curtin University

Edith Cowan University

Murdoch University

The University of Western Australia

Participating Member Institutions

The University of Notre Dame, Australia (Since 26 May 2021)

Associate Member Institutions (2023-2024)

Engineering Institute of Technology

Stanley College (from March 2023 – Feb 2024)

GOVERNANCE

Board of Directors

The TISC Board is made up of five Directors; one from each of the four primary members, nominated by the Vice-Chancellor of each university, and an independent Chair. The Board is responsible for setting strategic direction for TISC and approving the annual operating budget.

Meeting Dates: 19 October 2023, 17 November 2023, 15 March 2024, 21 June 2024, 13 September 2024, 15 November 2024

Directors	Title	Organisation	Meetings Attended					
			Oct	Nov	Mar	Jun	Sep	Nov
E/Prof Andrew Taggart	Chair		✓	✓	✓	✓	✓	✓
Ms Milanna Heberle (until Item 11)	Independent Director							✓
Prof Paul Brunton	Deputy Vice Chancellor, Academic	Curtin University	✓	✓		✓	✓	
Mr Neville Hiscox (proxy for Prof Paul Brunton)	Chief Student Services Officer	Curtin University						✓
Prof Arshad Omari	Senior Deputy Vice- Chancellor	Edith Cowan University	✓	✓	✓	✓		
Prof Rowena Harper	Deputy Vice-Chancellor, Education	Edith Cowan University					✓	✓
Prof Don Klinger	Deputy Vice-Chancellor, Education	Murdoch University	✓	✓	✓	✓	✓	
Ms Kerina Puttman (proxy for Prof Don Klinger)	Associate Director, Student Journeys	Murdoch University						✓
Prof Daniela Ulgiati	Pro-Vice-Chancellor, Academic Excellence	The University of Western Australia				✓	✓	✓
Standard Invitees								
Mr Rick Ackerman	Associate Director, Admissions (MAC Chair)	The University of Western Australia		✓		✓	✓	✓
Ms Samantha Jonsson	Associate Provost	The University of Notre Dame	✓	✓				
Mr Julian Smith	Pro-Vice-Chancellor, Innovation and Communities	The University of Notre Dame			✓			
Prof David Sadler	Deputy Vice-Chancellor, Education	The University of Notre Dame				✓	✓	✓
Visiting Invitees								
Mr James Hayres	Service Director, Secondary DHS & Post-School Pathways	WA Department of Education	✓					
Ms Jan Connor	Data Analyst, Secondary DHS & Post-School Pathways	WA Department of Education	✓					

Ms Lisa Rodgers	Director General	WA Department of Education			√			
Mr Chris Massey	Executive Director	Association of Independent Schools, WA			√			
Substitute Representatives								
Mr Damon Wasserman	Director of Student Management	Curtin University			√			
Company Secretary								
Mr Andrew Crevald	Chief Executive Officer	TISC	√	√	√	√	√	√
Ms Sullivan Foster (Scribe)	PA to CEO	TISC					√	√

Members Advisory Committee

The Members Advisory Committee is responsible for operational oversight of the Centre. This committee comprises two representatives from each member university. The Secretary to the committee is a representative from the Tertiary Institutions Service Centre.

Meeting Dates: 18 August 2023, 27 October 2023, 8 December 2023, 23 February 2024, 7 June 2024, 25 October 2024, 13 December 2024

Name	Title	Organisation	Meetings Attended						
			Aug	Oct	Dec	Feb	Jun	Oct	Dec
Prof Jon Yorke	Academic Registrar and Associate DVC, Academic	Curtin University	√		√	√	√	√	√
Mr Damon Wasserman	Director, Admissions and Scholarships	Curtin University	√	√	√	√	√	√	√
Mr Peter Corbett	Director, Student Administration	Edith Cowan University	√	√	√	√	√	√	√
Ms Annette Thompson	Senior Manager, Student Admissions	Edith Cowan University	√		√	√	√	√	√
Mr Matthew Evans	Director, Student and Library Services	Murdoch University	√						
Ms Kerina Puttman	Associate Director, Student Journeys	Murdoch University		√	√		√	√	√
Ms Irina Walters	Associate Director, Student Administration	Murdoch University		√		√	√	√	√
Ms Vickie Roxburgh	Senior Manager, Admissions	Murdoch University				√			

Name	Title	Organisation	Meetings Attended						
			Aug	Oct	Dec	Feb	Jun	Oct	Dec
Mr Rick Ackerman (Chair)	Manager, Assessments Associate Director, Admissions	The University of Western Australia	✓	✓	✓	✓	✓	✓	✓
Mr Cameron Felmingham	Manager, Admissions	The University of Western Australia	✓	✓				✓	✓
Ms Samantha Jonsson	Associate Provost	The University of Notre Dame		✓					
Mr Julian Smith	PVC, Innovation and Communities	The University of Notre Dame			✓		✓	✓	
Ms Rebecca More	National Director, Admissions	The University of Notre Dame							✓
In Attendance									
Mr Andrew Crevald	Chief Executive Officer	TISC	✓	✓	✓	✓	✓	✓	✓
Ms Georgina Ker	Manager, Application Services	TISC		✓	✓	✓	✓	✓	✓
Mr Terry Bhatti	Manager, Information Technology	TISC	✓	✓		✓	✓	✓	
Ms Sulli Foster	PA to CEO	TISC			✓	✓		✓	✓

Specific Purpose Committees

Scaling Policy Committee

The Joint School Curriculum and Standards Authority (SCSA)/TISC Scaling Policy Committee reviews and determines scaling policy and procedures for WACE courses. The Committee meets when major scaling policy decisions are made. No meetings of the Scaling Policy Committee were held in this reporting period.

Professor Nicola Armstrong, Director of Graduate Research in Mathematics and Statistics at Curtin University continued in her role as Chair of the Scaling Policy Committee and represented TISC at the national ATAR methodology workshop convened by the Australasian Conference of Tertiary Admissions Centres (ACTAC).

INITIATIVES & DEVELOPMENTS

General Developments

In 2023-24 TISC further progressed its governance initiatives, foreshadowed a significant future change to the calculation of the Australian Tertiary Admission Rank in Western Australia, consulted with a range of stakeholders on that change, introduced predicted ATAR and other functionality to support universities as part of the early offer process, commenced assessing Educational Access Scheme applications on behalf of all WA universities, responded to the Universities Accord and Pathways to Post-School Success reports, commenced a new approach to member institutions' financial contributions to TISC, and prepared for the new September-onwards early offer timeframes instigated by the Federal Minister for Education.

As part of TISC's ongoing governance focus, its Board undertook a regular review during 2023-24. This review included a Directors self-evaluation survey, review of the Board skills matrix, and benchmarking with similar organisation Board structures. The key outcome of this review being the Board's view that TISC would benefit from having access to expertise and experience from the senior secondary education sector. As a result, a General Meeting of TISC held on 21 June 2024 approved an amendment to the TISC Constitution facilitating appointment of independent director(s) to the TISC Board. Ms Milanna Heberle, Executive Director, System and Response and Transformation at the WA Department of Education joined the TISC Board in November 2024.

Associated with TISC's governance and quality activities over 2023-24 the Board approved a TISC People and Culture Policy, and an updated Risk Framework incorporating a revised Risk Appetite Statement and a Risk Assessment Matrix. The Board also approved an update to the TISC and Member Universities Principles and Protocols document which serves to facilitate the operation and consistency of the TISC admissions system.

In 2023-24 the TISC Board also made a decision to increase the equity of Australian Tertiary Admission Rank (ATAR) calculations. This was done by removing bonus points for Mathematics Methods, Mathematics Specialist and a student's highest Language Other Than English (LOTE) from calculation of the Tertiary Entrance Aggregate (TEA) and the ATAR. As noted in the Foreword, following community feedback on this decision, the implementation date for this initiative was postponed to Year 12s in 2028. TISC will establish an Incentives Taskforce to recommend post-ATAR calculation incentives to the TISC Board in 2025. This incentives framework will be developed in time for Year 10s to know the incentives on offer for 2028 Year 12 courses as they commence Year 10 in 2026.

One of the objects in TISC's constitution is to enhance interest and participation in tertiary education in Western Australia. This has become an increasingly important part of TISC's activities given the fall in WA ATAR participation rates to 27.4% in 2024, the lowest State figure in the country and some 25% lower than Eastern seaboard states.

The importance of increasing ATAR course participation has been reinforced by the Australian Universities Accord Report (the Accord) which recommended at least 55% of 25-34 year olds attain a bachelor degree qualification by 2025, compared to 45% in 2023 (noting many will also have a VET qualification). Reaching this target would mean doubling the numbers of students in Commonwealth supported places by 860,000 to 1.8m nationally by 2050 across all age groups.

Completing ATAR courses is still the best predictor of success in higher education. TISC continues to engage university leadership teams as well as the Minister for Education, School Curriculum and Standards Authority, Department of Education, Catholic Education WA, the Association of

Independent Schools WA, school systems, principals and deputy principals on initiatives to lift ATAR course participation in Western Australia. We look forward to the outcomes of the Pathways to Post School Success recommendations and to supporting SCSA's WACE Refresh initiatives.

The TISC Information Technology team continued to punch above its weight and delivered significant system and workflow upgrades during the year. These achievements are detailed in the Information Technology Developments section of this report.

During 2023-24 TISC continued to work closely with sister organisations through the Australasian Conference of Tertiary Admissions Centres (ACTAC). ACTAC facilitates communication and co-operation between tertiary admissions centres in Australia and New Zealand. This cooperation is facilitated by sub-groups for Operations, Marketing, and Technical activities.

Applications and Offers

2023-24

The 2023-24 applications cycle saw 13,988 (14,387 last year) applications made through TISC. This reflects a 2.8% reduction in applications compared to the previous year due mostly to a decrease in mature age and interstate Year 12 students.

The issuing of early offers to applicants either directly by universities, or via TISC continued in 2023-24. However, many of these offers were made outside the TISC system, so limited information is available on early offers for this year. It is worth noting that for the 2024-25 admissions cycle, Year 12s have been advised to apply through TISC by all primary members, and that they may apply through TISC, or directly, for the University of Notre Dame Australia.

The universities made offers to 12,217 (11,939 in 2022-23) TISC applicants in total, with 79% (77%) of all applicants who were made an offer receiving their first preference. Offers were made to 11,016 (9,150) WA Year 12 students, or 95% (94%) of all WA Year 12 applicants. The total number of offers made increased by 2.3%, compared with a total decrease of 2.8% in application numbers. It is noted the percentage of offers made to WA Year 12 applicants increased by 1% to 95% in 2023-24. This is the highest percentage recorded in the past 16 years.

The Educational Access Scheme continued to facilitate applicants to have disadvantage considered as part of their application for university study. Some 902 (751) students requested consideration through this scheme and 628 (528) offers were made to students who applied for the EAS, although these applicants may have received an offer irrespective of their EAS application.

The Special Tertiary Admissions Test (STAT) accommodated 1,070 candidates in the 2023 STAT year (1,192 in 2022). In 2023, 87.8% (86.3%) of candidates who sat both components of the STAT met the minimum entry requirements for Curtin, ECU, Murdoch, and UNDA. (Note: For 2024 admission, UWA did not set minimum STAT scores but required the scores for STAT WE and at least one component of STAT MC to equate to a notional ATAR equal to or greater than the minimum required for the course.)

Enrolments in the WA Universities' Foundation Program (WAUFP) were 76 (106 for 2022), a decrease of 28%. In addition, 28 (26) students enrolled in the mid-year entry WAUFP. Out of those enrolments 73 (96) students completed the full year program and 22 (17) completed the mid-year version.

2024-25

The 2024-25 applications cycle saw 14,883 applications made through TISC (13,988 in 2023-24). This reflects a 7% increase in applications compared to the previous year.

The issuing of early offers to applicants either directly by universities, or via TISC continued in 2024-25 and commenced from the beginning of September 2024 as per the Federal Minister of Education's recommendation. As almost all early offers in this year were through TISC we can report that 7,571 Year 12 applicants (61% of total Year 12 applicants) received an early offer via TISC. Of these 84% received the same main round and/or second round offer as their early offer, and 98% received a final offer of some kind.

The universities made offers to 13,272 TISC applicants in total (12,217) in 2023-24. Offers were made to 12,053 (11,016) WA Year 12 students, or 97% (94%) of all WA Year 12 applicants. The total number of offers made increased by 8.6%. It is noted the percentage of offers made to WA Year 12 applicants increased by 1% to 97% in 2024-25. This is the highest percentage recorded in the past 17 years.

The Educational Access Scheme continued to facilitate applicants to have disadvantage considered as part of their application for university study. Some 1018 (902) students requested consideration through this scheme and 800 (628) offers were made to students who applied for the EAS, although these applicants may have received an offer irrespective of their EAS application.

The Special Tertiary Admissions Test (STAT) accommodated 714 candidates in the 2024 STAT year (1,070 in 2023). In 2024, 90.1% (87.8%) of candidates who sat both components of the STAT met the minimum entry requirements for Curtin, ECU, Murdoch, and UNDA. (Note: For 2025 admission, UWA did not set minimum STAT scores but required the scores for STAT WE and at least one component of STAT MC to equate to a notional ATAR equal to or greater than the minimum required for the course.)

Enrolments in the WA Universities' Foundation Program (WAUFP) were 93 (76 for 2023), an increase of 22%. In addition, 25 (28) students enrolled in the mid-year entry WAUFP. Out of those enrolments 76 (73) students completed the full year program and 23 (22) are due to complete the mid-year version in June.

Information Technology Developments

TISC IT has been pivotal in maintaining essential infrastructure and supporting the annual admissions process. Over the past year, several strategic projects have been initiated to upgrade core IT infrastructure, integrate hybrid cloud solutions, improve cybersecurity, and enhance the admissions process and application assessment.

Key Achievements

- **Application System Enhancements:** Significant upgrades to the xQTISC system, including new STAT booking components and WAUFP enrolment maintenance.
- **Early Offer Rounds:** Successful UWA and Curtin University onboarding for early offer processing through TISC.
- **Predicted ATARs:** Implementation of predicted appraisal parameters to assist in early offer assessments.
- **Data Submissions:** Efficient API-based solutions for data validation and submission to the Department of Education.
- **USI Validation:** Improved data quality through API-based USI validation with the Government portal.
- **Mid-year Results:** Direct release of Mid-year results and UAALs to students via TISOnline.
- **Course Code Simplification:** Streamlined course codes for Experience Based entries to reduce administrative efforts.
- **Literacy eligibility support:** calculating literacy based on the completion of WA and Interstate Year 12 studies, and updates to many other literacy eligibility factors.
- **Skills for Tertiary Admission Test:** Enhancing the database and related processes to support and process multiple STAT test sittings by a candidate within the same calendar year.

Infrastructure and Cloud Services

- **Network Security:** Replacement of end-of-life security appliances with enhanced protection capabilities.
- **VOIP Migration:** Transition to a hosted Cloud service provider, reducing failure points and costs.
- **Server Upgrades:** Completion of Windows server upgrades to maintain software compatibility and security.
- **File Server Upgrade:** Implementation of a hybrid solution with real-time Azure Cloud sync for data redundancy.
- **Oracle Cloud Integration:** Significant progress in replicating the on-premises Oracle environment to Oracle Infrastructure Cloud.
- **Hyper-Converged Infrastructure:** Deployment of Dell HCI, supporting over 30 virtual servers and enhancing operational reliability.
- **Database and Application Migration:** Transition of Oracle and SQL Server databases to high-availability configurations on new infrastructure.

Future Directions

- Continued enhancement of TISC systems to support admissions and business processes.
- Further integration of cloud solutions to ensure high service availability and data protection.
- Ongoing improvements in cybersecurity measures and infrastructure resilience.

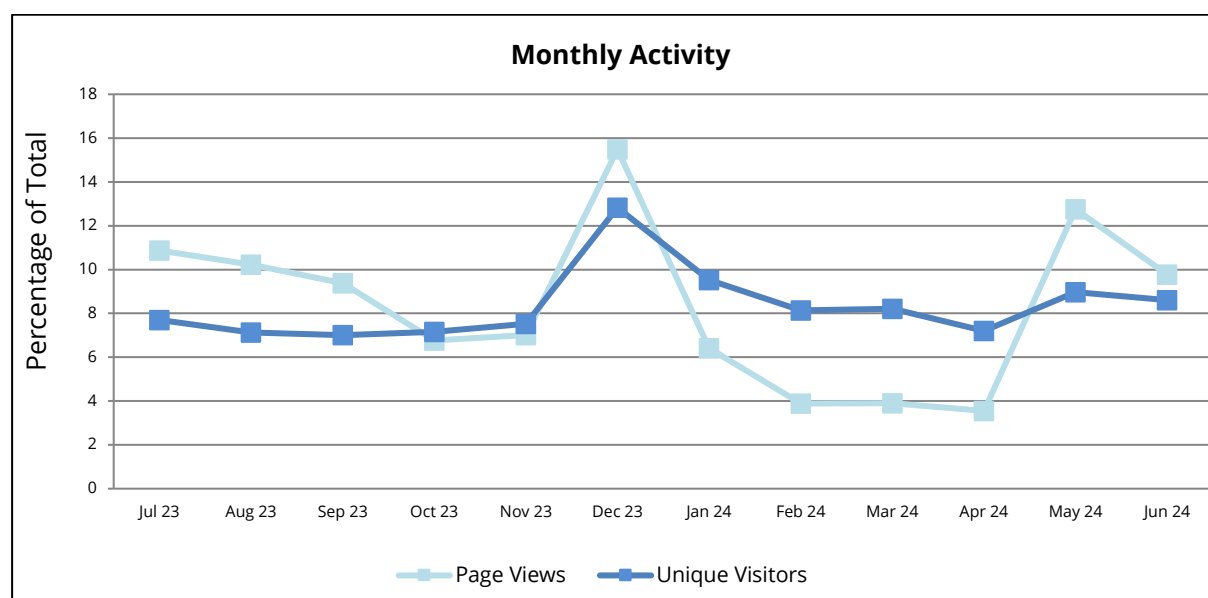
TISCONLINE STATISTICS – 2023/2024

These statistics pertain to the TISC public website (www.tisc.edu.au) from July 1, 2023, to June 30, 2024. Over 344,000 unique visitors accessed the TISC website during this period, registering approximately 13 million views of content pages.

The busiest period was December, due to the release of Year 12 results and the main round, accounting for around 16% of the overall traffic.

The three primary services most utilised were the Course Search and course-related content, the ATAR Calculator and ATAR-related resources, and information related to requirements and preparation for online application.

The graph below illustrates the overall monthly activity, expressed as a percentage of unique visitors and page views on content pages.

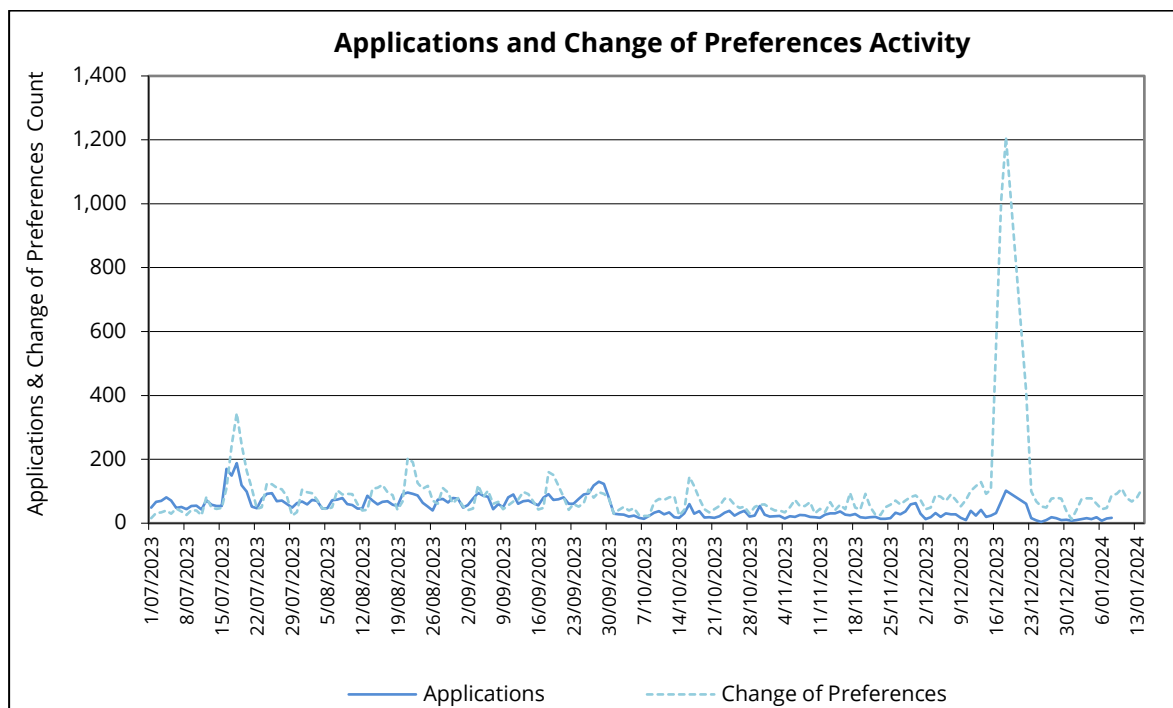


University Admissions Applications

Applications for the 2024 university entry opened on May 1, 2023, with 13,987 applications (11,525 from Western Australian Year 12 students and 2,462 from other sources) received for the cycle.

97.9% of preference changes were received online, and TISC adjusted the remaining 2.1% to address course discontinuations, withdrawals and late corrections.

The graph below displays daily activity for the number of applications submitted and changes of preferences committed online. The change of preferences shows increased activity in December following the release of WA Year 12 results and continued until after the release of main round offers.



Release of Results and Offers

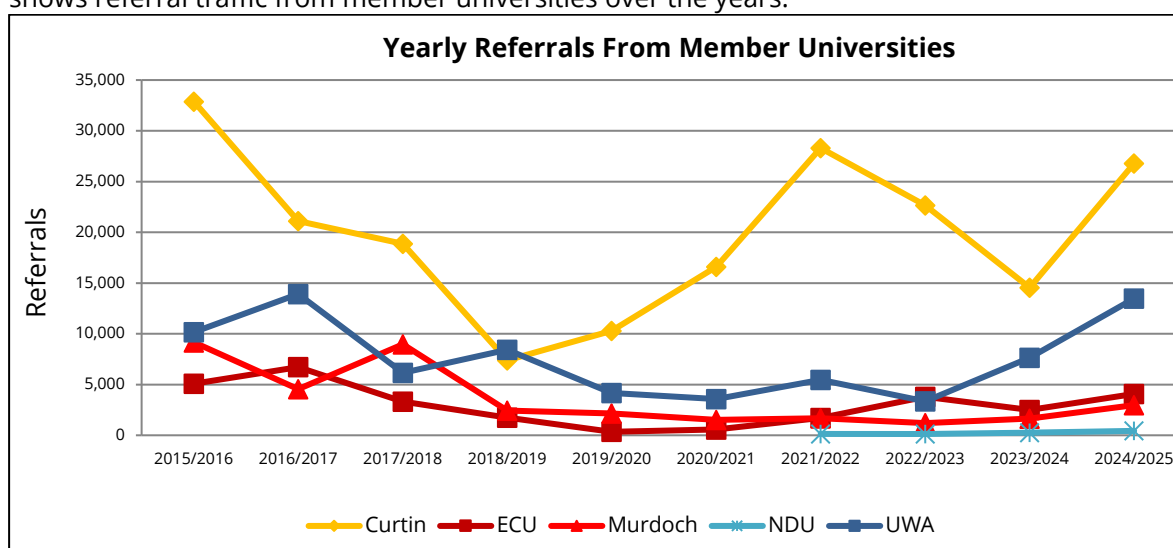
The Western Australian Year 12 results for 12,961 students, with at least one scaled score, were released on 16 December 2023. Of these students, 86% viewed their results online.

The main round offers for the 2024 semester one university entry were released on 21 December 2023, and the second round on 18 January 2024. Over 49% (7,725) of applicants with main round offers and over 76% (2,064) of applicants with second round offers viewed their offers online.

The WAUFP Standard results were released on 1 December 2023, with 82% of candidates viewing their results online.

Web Traffic Source

The primary online traffic source is direct visits to the site, which have exceeded 2 million this year. Referral traffic accounts for only a small portion of the overall traffic; the graph below shows referral traffic from member universities over the years.



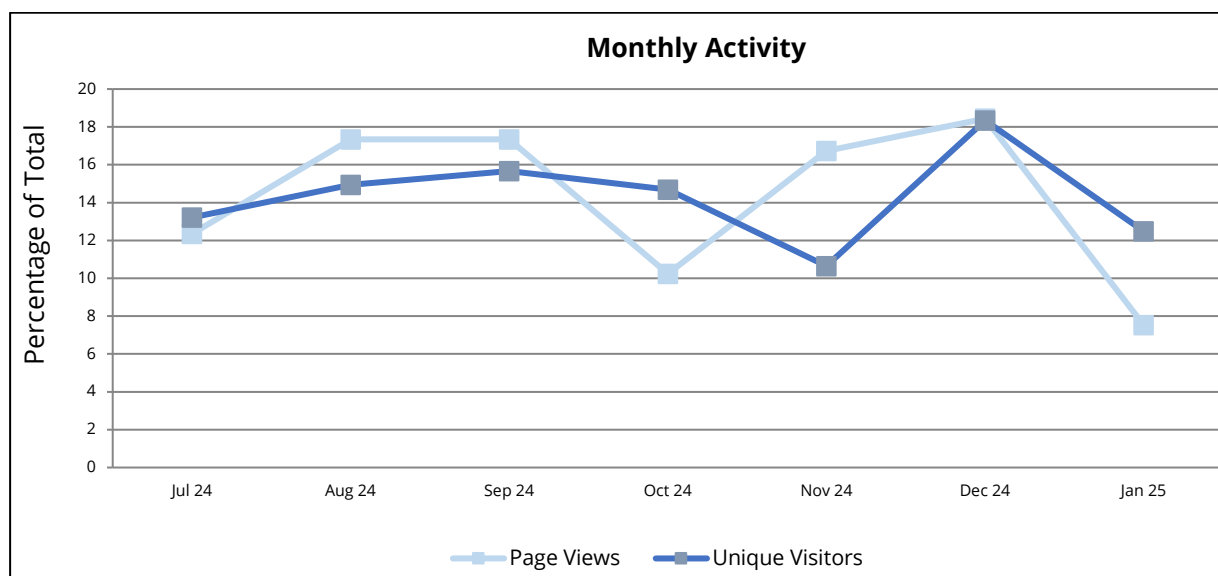
TISCONLINE STATISTICS – 2024/2025

These statistics pertain to the TISC public website (www.tisc.edu.au) from July 1, 2024, to December 31, 2024. Over 241,000 unique visitors accessed the TISC website during this period, registering approximately 10.8 million views of content pages.

The busiest period was December, due to the release of Year 12 results and the main round, accounting for around 22% of the overall traffic.

The three primary services most utilised, in order of usage, were Course Search and course-related information, ATAR Calculator and ATAR-related information, and Information about requirements and preparation for online application.

The graph below illustrates the overall monthly activity, expressed as a percentage of unique visitors and page views on content pages.

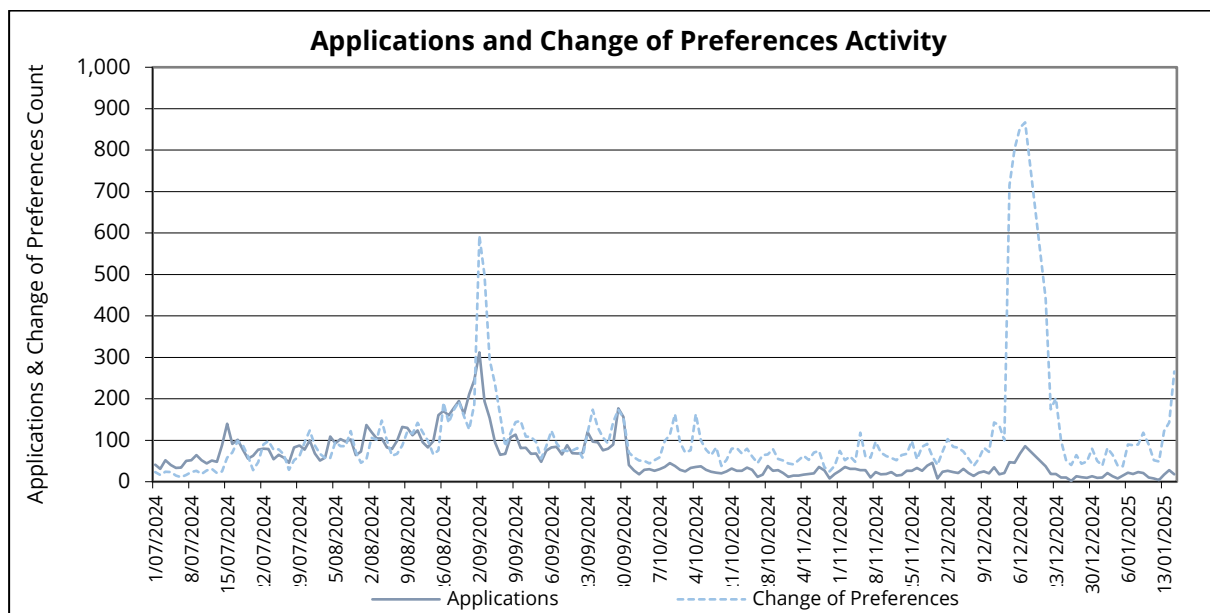


University Admissions Applications

Applications for the 2025 semester one university entry opened on 1 May 2024, with 14,743 applications (12,341 from Western Australian Year 12 students and 2,402 from other sources) received for the cycle.

97.9% of the preference changes were received online, and TISC adjusted 2.1% to address course discontinuations, withdrawals and late corrections.

The graph below displays daily activity for the number of applications submitted and changes of preferences committed online. The change of preferences shows increased activity in December following the release of WA Year 12 results and continued until after the release of main round offers.



Results Online

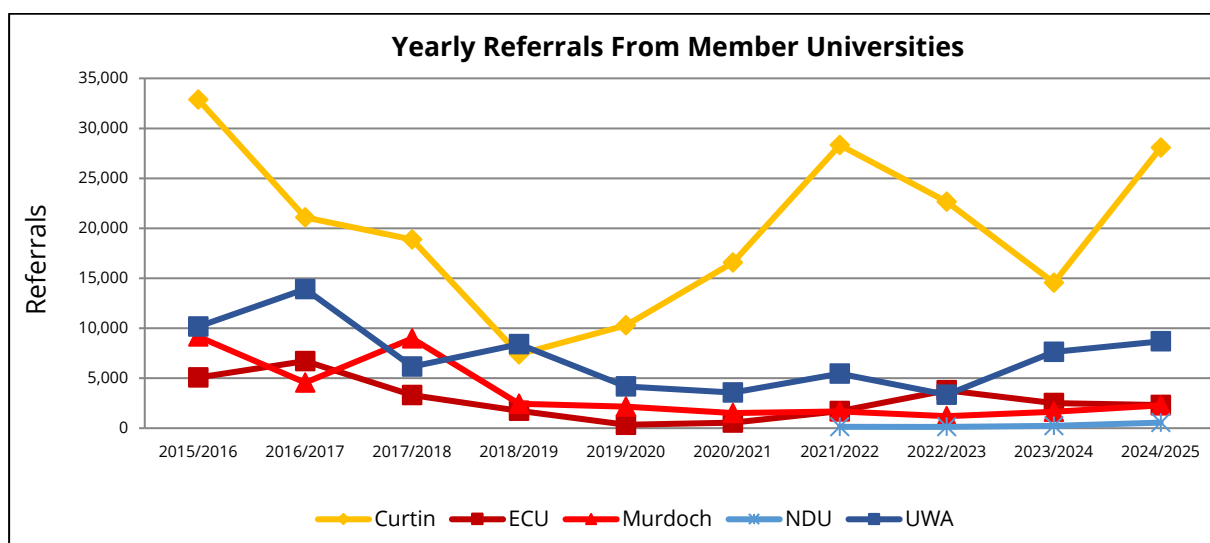
The Western Australian Year 12 results for 13,334 students, with at least one scaled score, were released on 14 December 2024. Of these students, 87% viewed their results online.

The main round offers for the 2025 semester one university entry were released on 20 December 2024, and the second round on 20 January 2025. Over 50% (5,265) of applicants with main round offers and over 77% (2,189) of applicants with second round offers viewed their offers online.

The WAUFP Standard results were released on 29 November 2024, with 74% of candidates viewing their results online.

Web Traffic Source

The primary online traffic source is direct visits to the site, which have exceeded 2.8 million this year. Referral traffic accounts for only a small portion of the overall traffic; the graph below shows referral traffic from member universities over the years.



LIAISON

School Curriculum and Standards Authority Liaison

Thanks to ongoing co-operation between TISC and SCSA, and the dedicated work of staff at both organisations, Year 12 results and ATARs were again released before Christmas in 2023 and 2024. The release of results and ATARs was completed smoothly on the nominated date.

TISC and SCSA continue to work closely on issues of common interest, with strong cooperation between the two bodies to achieve the best results for WA students. The TISC CEO and Board Chair have met with SCSA leadership on a number of occasions through the year and liaised on issues such as Year 12 course incentives, the WACE refresh and the State Government pathways to post-school success review.

National Liaison

National Data Collection of Applications and Offers

TISC again participated in the Federal Government's national data collection of applications and offers for undergraduate university places for which applications are made through Tertiary Admission Centres (TACs). Data was transferred to the federal Department of Education via its TCSI infrastructure.

Australasian Conference of Tertiary Admission Centres (ACTAC)

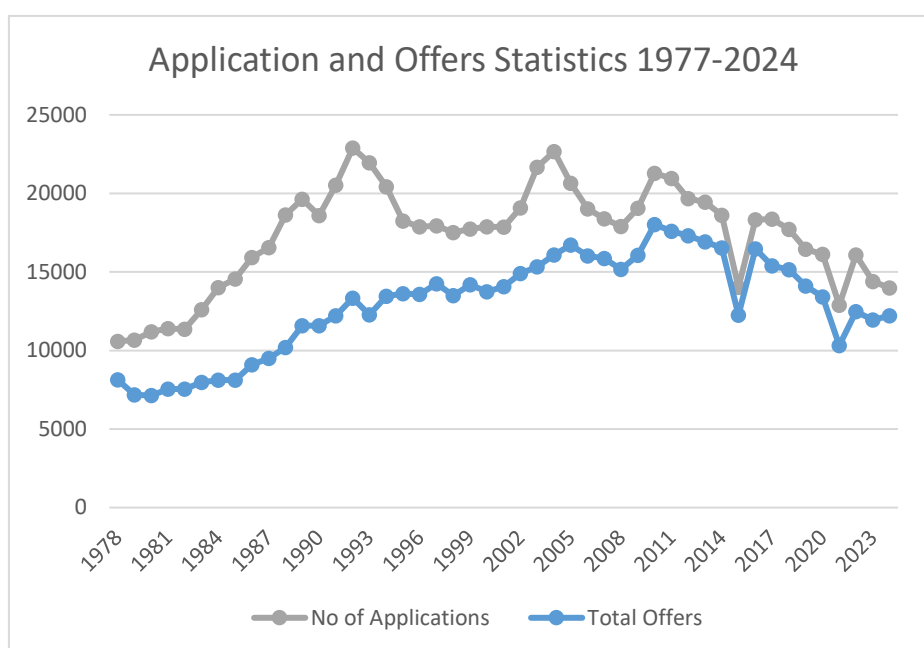
Staff from each of the states' Tertiary Admission Centres meet throughout the year to discuss common challenges and issues. TISC's CEO and senior management attended a number of in-person and virtual meetings with ACTAC colleagues to share best practice and improve collaboration between TACs. Key engagement in 2024-25 included the Universities Accord recommendations, on-going work to refine recognition of achievement in the International Baccalaureate, launching a new ACTAC website, and exploring further collaboration and benchmarking activities across TACs.

APPLICATIONS PROCESSING 2023/24

The rapidly-changing admissions environment over the past few years means these statistics, and in particular any trends, should be interpreted with caution. The following factors, among others, may have influenced the statistics:

- COVID-19 – including border restrictions and special considerations
- Early offer schemes
- Application fee changes
- Changes in application opening dates and offer round dates

Long Term Trends



*Note 'half-year cohort' effect in 2015.

Applications

	Main Round*	Total	Last Year	% change
WA Year 12s	11 203	11 526	9 786	17.8%
Other (incl current Interstate Yr 12s)	2 412	2 462	4 601	-46.5%
Other (not incl current Interstate Yr 12s)	1 132	1 172	3 146	-62.7%
Current Interstate Year 12s**	1 280	1 290	1 455	-11.3%
TOTAL	13 615	13 988	14 387	-2.8%
% of all WA Year 12 students who applied through TISC		53.4%	38.9%	

* Terminology has varied across application cycles, for consistency 'Main Round' is used here for the first all-preference TISC offer round.

** Current Interstate Yr 12 figure includes IB students, who may reside in WA

The number of WA Year 12 applicants increased again, which is pleasing to see. Non-WA Year 12 applicant numbers continue to decline, following a long-term trend that is common to all Tertiary Admissions Centres across Australia.

Communication with Applicants

The main method of communication with applicants is by email. Logs of emails sent are not kept, but sending and answering emails constitutes a high proportion of the workload for applications staff. Types of emails sent include:

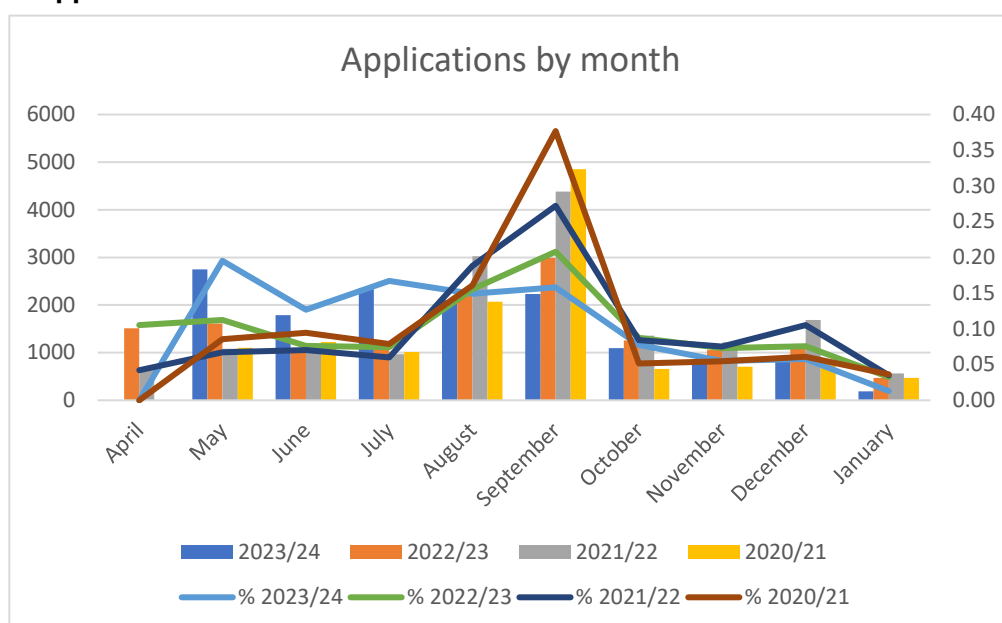
- Bulk emails manually sent by TISC staff to request extra submissions or advise of extra requirements within three working days of an application/preference being inserted.
- Bulk emails to applicants who meet certain specified criteria, including ad hoc at the requests of universities.
- Emails sent manually by TISC staff to follow up on incomplete or missing documents.
- Replies to applicant queries.

Text messaging (SMS) is also used where email addresses are invalid, or communication is urgent. 92 text messages were sent between May 2023 and January 2024.

Other forms of communication with applicants in 2023 included:

- School visits
- Webinars
- Social media (Facebook and Instagram).

Timing of Applications



Almost half of all applicants this year (49%) applied by the end of July, showing a significant shift in applicant behaviour since the removal of the tiered fee system and the shift to an earlier opening date. A small number of high-demand courses close on 30 September, and one on 30 November, however we can see this now has limited impact on overall applications by month.

Withdrawn Applications

Duplicate applications (mainly WACE students who apply incorrectly) and Curtin re-enrollers are down significantly from the previous year. The increase in school visit presentations and emphasis on application procedures may have contributed to the former, whilst the

Duplicate	115
Voluntary Withdrawal	16
Curtin re-enrollers	17
Incorrect residency status	4
2023 Year 11 students	9
Intended to apply for Semester 2	4
TOTAL	165

latter is probably attributable to Curtin encouraging non-Year 12 applicants to apply directly to the institution.

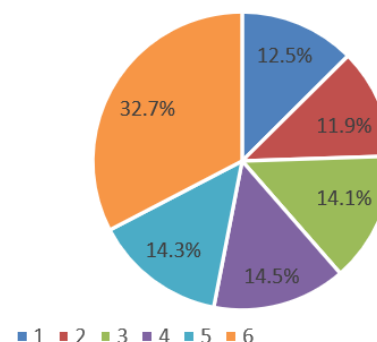
Preferences

How many preferences did TISC applicants list?

The chart to the right shows the percentage of applicants who listed 1, 2, 3, 4, 5, or the maximum 6 preferences.

WA Year 12s were more likely to list 6 preferences (36.8%) compared to other applicants (16%).

Data is taken at the end point of the application; applicants may have changed, added or removed preferences during the cycle. In total, 6728 applicants changed preferences a total of 15,371 times, with the median number of preference changes being two, showing most applicants do benefit from the flexibility of changing preferences throughout the cycle.



Results Retrievals

ARTS* - total	2153
ARTS - WA institutions	1733
Interstate Year 12**	1517
IB - 2023	182
IB - other	33
IBAS emails sent (WA-based IB students)	47
TAFE & Fremantle Education Centre Sem 2 results	464
NZQA	70
CIE A Levels	77
IELTS	31
PTE	12
CollegeBoard - AP & SAT	12

*The Academic Records Transfer System (ARTS) is an electronic system for obtaining academic record information from most Australian universities.

** For TISC applicants only. Many interstate Year 12 results were retrieved on request from the universities for the processing of direct applications. TISC does this ad hoc to assist universities' admissions teams, however TISC would prefer these applicants were encouraged to apply directly to TISC to ensure accurate and efficient results retrieval.

Offers

Number of applicants receiving offers

	2023			2022			% Change
	<i>Main Round</i>	<i>Second Round</i>	Total*	<i>Main Round</i>	<i>Second Round</i>	Total*	<i>2022-2023</i>
WA Year 12	10,387	1,433	11,016	8,446	1,475	9,150	
Other	1,054	271	1,201	2,245	667	2,789	
TOTAL	11,441	1,704	12,217	10,691	2,142	11,939	+2.3%

Percentage of applicants receiving offers

	2023		2022	
	<i>Main Round</i>	Total*	<i>Main Round</i>	Total*
% of All Applicants	84%	82%	78%	83%

% of WA Yr 12 Applicants	93%	95%	89%	94%
% of 1st Pref Offers	77%	79%	73%	77%

*Double counting of main round offer and replacement new second round offer to the same person has been removed from this total. The total also includes a small number of manual offers made by universities after the second round.

Early Offers to Year 12 Applicants

Following the widespread adoption of early offers to Year 12s as part of responses to the COVID-19 pandemic, the five universities again each offered some sort of scheme for Early Offers to WA Year 12 students. Many of these offers were made outside the TISC system, so limited information is available at this time.

Preliminary Offers to Type 3 Applicants

Universities were able to make on-demand offers through the TISC system in selected courses to qualified non-Year 12 applicants, for first preferences only. Only 57 preliminary offers were made in this cycle, most likely because most non-Year 12 applicants apply directly to the universities, or if they are applying through TISC it is for quota courses where Preliminary offers are not made.

Entry Pathways

Enabling Programs completed in Year 12

In 2023, 1145 WA Year 12 applicants (668 in 2022), who applied for university through TISC, completed or had intended to complete a university enabling program as part of their Year 12 studies:

- 701 enrolled in Curtin's UniReady in Schools program (508 in 2022)
- 160 enrolled in ECU's UniPrep Schools program (97 in 2022)
- 280 enrolled in Murdoch's FlexiTrack High or TLC Learning for Tomorrow program (63 in 2022, however in 2022 these students could have applied directly to Murdoch)
- 4 enrolled in Notre Dame's new UniPath program.

TISC relies on applicants self-declaring these enrolments.

Applications and Offers for Enabling Programs

In total, 2120 applicants listed at least one enabling program as a preference (2327 in 2022/23). Only 31 applicants who listed at least one enabling program as a preference received no offer, demonstrating the wisdom of listing at least one as a back-up preference. The table below indicates the number of applicants and the number of offers made for each enabling program; most applicants who did not receive an offer in an enabling program as per this table, received an offer in a higher preference – that is, they did not need to use their back-up.

	Applicants	Offers
UniReady (Curtin)	1400	815
UniPrep (ECU)	872	481
OnTrack Flex and OnTrack Sprint (Murdoch)	499	140
Tertiary Pathway Program (Notre Dame)	137	24

ECU also accepted applications directly for UniPrep Summer and UniPrep Accelerate.

Adjustment Factors

Each university considers adjustment factors which can increase a WACE student's ATAR to a Selection Rank for that university, based on a number of factors including school attended and

ATSI status. Some of these factors are programmed by TISC, and a summary of these appears in the table below. No significant change is noted in these numbers from last year. The University of Notre Dame Australia applies adjustment factors on an individual basis.

	Applicants	Non-Applicants	Total
Curtin's StepUp Entry or Bonus	1987	363	2350
ECU Access A or B	1043	435	1478
Murdoch RISE	941	377	1318
Broadway	1270	261	1531

Portfolio and Experience Based Entry Pathways

Curtin's Portfolio Entry Pathway was available for a selection of Curtin's courses. There were 112 offers made to applicants eligible for the Portfolio Entry Pathway (103 to WACE applicants), slightly down from last year.

ECU, Murdoch and UWA all offer various portfolio and/or experience-based entry pathways, however these don't use separate TISC codes, so separate statistics are not available via the TISC system for these. This year, for the first time, Portfolio documents could be submitted through TISC, with their own category.

Educational Access Scheme

TISC managed a common scheme to address applicant disadvantage, the Educational Access Scheme. To be considered applicants had to select at least one EAS category and upload supporting documentation to a confidential area of their application. This year, TISC conducted assessment of EAS applications as a pilot project, which was taken up by Curtin, ECU and Murdoch. Further information and analysis of that pilot will take place shortly.

A total of 902 TISC applicants requested to be considered for the EAS. Of these, 601 submitted at least one supporting document (of 751 applicants 506 submitted at least one document in 2022), and 426 were marked as complete by TISC (284 in 2022). In total 3,064 EAS documents were submitted – 2,284 uploaded by applicants and 176 uploaded by TISC.

A total of 628 offers were made to EAS applicants, however this does not necessarily mean the offers were made on the basis of their EAS application.

Offers to EAS applicants	Curtin	ECU	Murdoch	Notre Dame	UWA
	199	50	57	41	171

The following table shows the distribution of categories selected, bearing in mind an applicant can choose as many categories as they wish.

Category	Count
Family circumstances	309
Financial circumstances	121
Health issues	385
Other	40
School circumstances	245

APPLICATIONS PROCESSING 2024/25

This report provides a summary of some of the activities undertaken for the 2024/25 applications cycle.

In addition to the figures provided here, TISC application processing staff provided a wide range of advice and outreach to applicants, parents and schools, including:

- School visits
- Replying to applicant queries by phone and email
- Requests for documents
- Communicating changes to courses (eg withdrawn or amended courses)
- Following up on incomplete applications or missing documents

1. Applications and Offers

1.1 Application statistics

	Total	Last Year	% change
WA Year 12s	12478	11525	8.3%
Interstate Yr 12s *	1381	1305	5.8%
Other	1024	1157	-11.5%
TOTAL	14883	13987	6.4%



*includes IB students, who may reside in WA.

We continue to see a decline in non-Year 12 applicants. Most of these applicants can apply directly to the university of their choice free of charge. Year 12 applicants increased quite significantly, leading to an overall increase in applications of 6.4 per cent. Notably, this is the highest number of WA Year 12 applications TISC has processed since 2017.

1.2 Timing of applications

Insert Date	Actual Application Date	Number of Applications	Notes
2 September 2024	Friday 30 August-Sunday 1 September 2024	2803	Vet Science closing date; first round of early offers.
26 August 2024	Friday 23 August-Sunday 25 August 2024	1471	
3 September 2024	2 September 2024	1441	First round of early offers.
30 September 2024	Friday 27 September-Sunday 29 September 2024	1408	Approaching Medicine closing date
19 August 2024	Friday 16 August-Sunday 18 August 2024	1351	
12 August 2024	Friday 9 August-Sunday 11 August 2024	1230	
2 May 2024	1 May 2024	1210	Application opening date

Only 567 applications were inserted on 1 October (applications made on 30 September, the deadline for Medicine courses), which is traditionally a peak. It is possible that 31 August became a “de facto” on-time closing date as it was the first closing date applicants heard. Other peak days

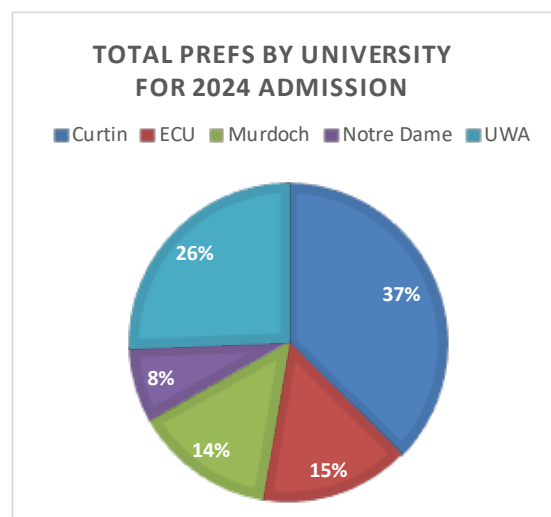
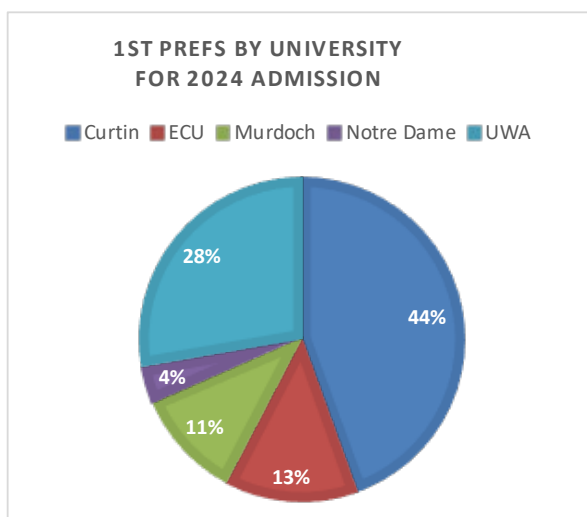
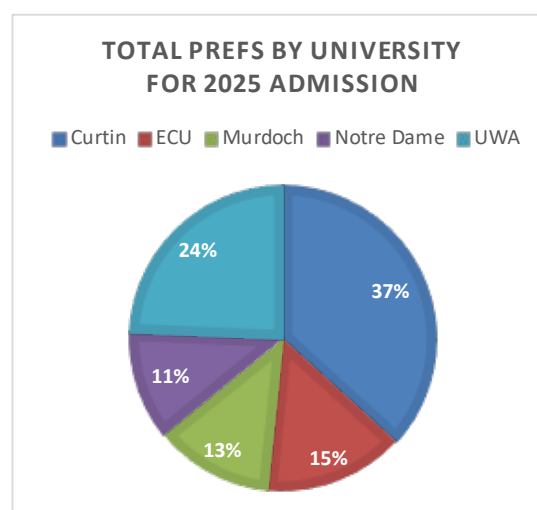
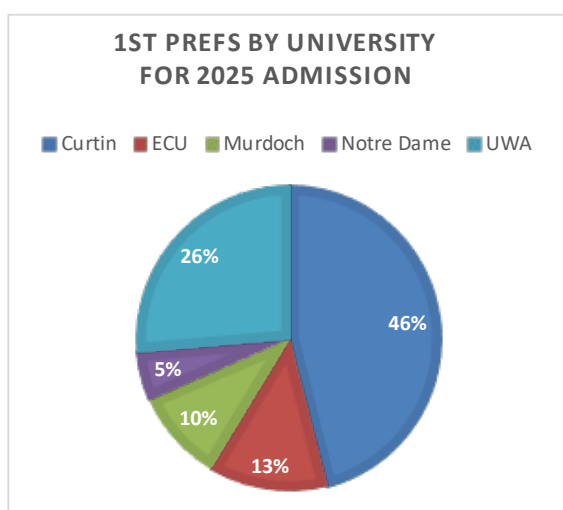
are generally Mondays which collate all applications made over the weekends, and these seem to take place approaching early offer dates. TISC does advise applicants that applying 1-2 weeks before an early offer date is advisable so that universities have time to assess the application.

1.3 Withdrawn applications

Duplicate	148
Voluntary Withdrawal	21
Curtin re-enrollers	15
Incorrect residency status	3
2024 Year 11 students	10
Intended to apply for Semester 2	2
Deceased	1
TOTAL	200

Duplicate applications (mainly WACE students who apply incorrectly) increased from the previous year. The increase may be due to all portfolio and experienced based Year 12 applicants now having to apply through TISC.

1.4 Preferences



There is a relatively consistent distribution of first preferences year-on-year, with The University of Notre Dame increasing their share of overall preferences, likely driven by the addition of their Medicine assured pathway.

7686 applicants changed preference a total of 17,790 times.

- The TISC system allows applicants to easily change their mind at no cost, giving maximum flexibility.
- Preference changes are checked by TISC to ensure no additional information is required from applicants.

36 per cent of applicants used all six preferences.

- This demonstrates the benefit of a centralised admission system, that applicants can give themselves the best chance of getting an opportunity to study at university.

The top 20 courses for WA Year 12 applicants, based on number of first preferences, were:

1	UniReady Enabling Program	Curtin (Perth)
2	Bachelor of Engineering (Honours)	Curtin (Perth)
3	Bachelor of Commerce	Curtin (Perth)
4	Bachelor of Commerce	UWA (Perth)
5	Bachelor of Multidisciplinary Science	Curtin (Perth)
6	Bachelor of Medicine, Bachelor of Surgery	Curtin (Perth)
7	Bachelor of Science (Nursing)	Curtin (Perth)
8	Bachelor of Science	UWA (Perth)
9	Bachelor of Health Science	Curtin (Perth)
10	Doctor of Medicine via Bachelor of Biomedicine	UWA (Perth)
11	Bachelor of Nursing	Notre Dame (Fremantle)
11	Bachelor of Engineering (Honours)	UWA (Perth)
13	Bachelor of Psychology	Curtin (Perth)
14	University Preparation Course	ECU (Joondalup)
15	Bachelor of Science (Physiotherapy) (Honours)	Curtin (Perth)
16	Bachelor of Science (Occupational Therapy) (Hons)	Curtin (Perth)
16	Bachelor of Biomedical Science	UWA (Perth)
18	Bachelor of Science (Nursing)	ECU (Joondalup)
19	Bachelor of Arts	UWA (Perth)
20	Engineering/Commerce	UWA (Perth)

1.5 Results Retrieval

ARTS* - total	2196
ARTS - WA institutions	2012
Interstate Year 12**	1398
IB – 2024 (includes May and November)	156
IB - other	21
IBAS emails sent (WA-based IB students)	38
TAFE & Fremantle Education Centre Sem 2 results	478

NZQA	79
CIE A Levels	42
IELTS	43
PTE	10
CollegeBoard - AP & SAT	31

*The Academic Records Transfer System (ARTS) is an electronic system for obtaining academic record information from most Australian universities.

** For TISC applicants only. Many interstate Year 12 results were retrieved on request from the universities for the processing of direct applications. TISC does this ad hoc to assist universities' admissions teams, however TISC would prefer these applicants were encouraged to apply directly to TISC to ensure accurate and efficient results retrieval.

1.6 Documents

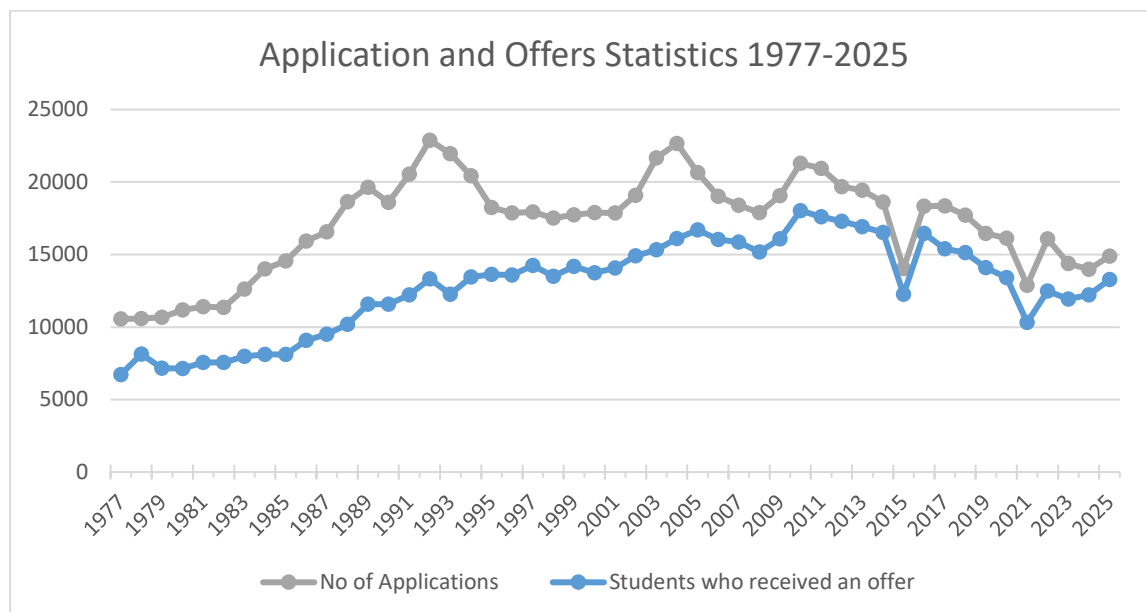
18,007 documents were attached to 5,588 applications.
5,307 applicants uploaded 16,739 documents.
TISC staff uploaded 1,268 documents on behalf of 818 applicants.

1.7 Offers

14,225 offers – each offer representing an opportunity to study – were made through TISC for Semester 1 2025 admission. This figure includes preliminary offers, main round offers and second round offers. It does not include early offers to Year 12 students. Some applicants may be counted twice, for example if they received a main round offer, utilised the TISC Safety Net, and then received a higher second round offer.

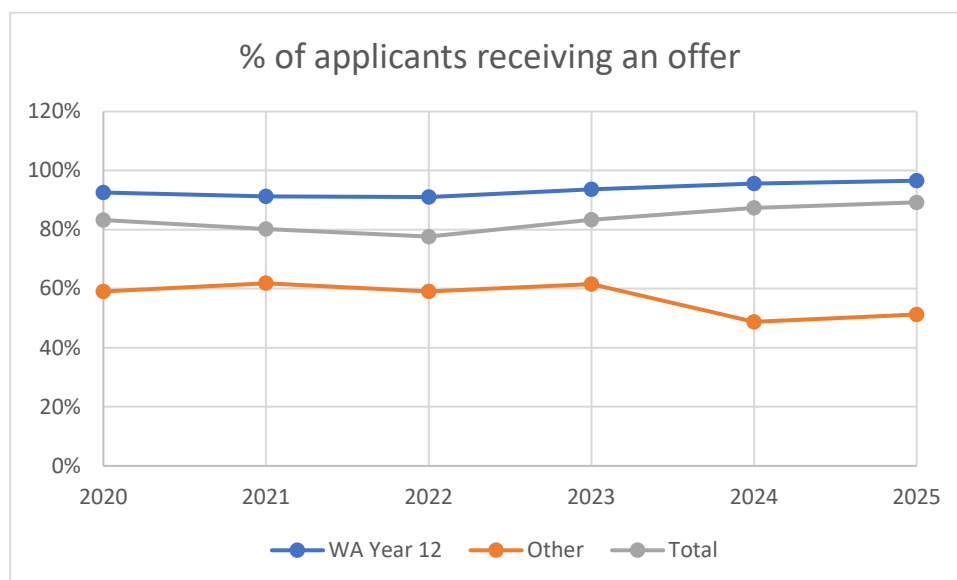
13,272 students received an offer through TISC, an increase of approximately 8.6% on the previous year.

1.8 Long term trends



Deep troughs are represented by the half-year cohort (2015) and the 2021 year where Year 12 applicants were able to apply directly to the universities. Otherwise, applications followed a general

upward trend until around 2011, followed by a general downward trend. Peaks are often attributable to external economic circumstances such as high unemployment.



For 2025 admission, 96.6% of WA Year 12 applicants received an offer, a number which has followed a gradual upward trend since 2022. The percentage for other applicants is quite low, largely because a significant percentage of other applicants are applying for highly competitive courses such as Medicine, that make very limited numbers of offers.

1.9 Early Offers

This year, almost all early offers were made utilising the TISC system (with the exception of Notre Dame's Young Achievers Early Offer Scheme), which has allowed us to gather some data on these for the first time.

7571 (61%) of Year 12 applicants received an early offer via TISC. Of these, 84% received the same final offer* as their early offer, and 98% received **some** final offer.

*TISC main round and/or second round.

2. Entry Pathways

8680 WA Year 12 applicants received an ATAR

This represents 72.0% of WA Year 12 applicants.

8500 (97.9%) of these received an offer. The offer may have considered other factors in addition to the ATAR.

1533 WA Year 12 applicants applied using a Certificate IV or Diploma qualification

1438 (93.8%) of these received an offer.

1563 WA Year 12 applicants applied using previous university study

1468 (93.9%) of these received an offer.

- 850 completed Curtin's UniReady in Schools
- 275 completed ECU's UniPrep (Schools)
- 268 completed Murdoch's TLC Learning for Tomorrow or FlexiTrack High
- 29 completed Notre Dame's UniPath
- 52 completed other university study (eg Open Universities units, micro-credentials)

1018 applicants selected at least one Educational Access Scheme category

585 of these applicants had their EAS application assessed.

The remaining 433 supplied no EAS documentation or insufficient EAS documentation. Applicants who supplied **no** EAS documentation were not prompted to do so. Applicants who provided insufficient EAS documentation received at least one email stating which documents were missing.

860 WA Year 12 applicants selected at least one Experience Based Entry Course preference

- 413 of these applicants uploaded at least one Experience Based Entry document.
- 387 achieved an ATAR.
- 822 (95.6%) received an offer – not necessarily via the Experience Based Entry pathway

1419 applicants received offers to enabling programs

- Curtin UniReady: 842
- ECU University Preparation Course: 402
- Murdoch OnTrack Flex and OnTrack Sprint: 140
- Notre Dame Tertiary Pathway Program and Tertiary Pathway Program (Nursing): 25
- UWA Smart Start Albany and Aboriginal Orientation Course: 10

SPECIAL TERTIARY ADMISSIONS TEST 2023/24

The Special Tertiary Admissions Test (STAT) is an aptitude test designed to assess a range of competencies considered important for success in tertiary study. Many tertiary institutions in Australia use STAT as part of their admissions procedures for mature-age applicants.

The Australian Tertiary Admissions Centres (TACs) were party to the development and implementation of the STAT program. However, the intellectual property of all forms of the STAT is owned by the Australian Council for Educational Research (ACER). Western Australia is the only state that currently administers the STAT in-person via TISC.

The STAT consists of two tests: a Multiple-Choice test (STAT MC) and a Written English test (STAT WE). STAT MC is a two-hour test containing 70 questions, half of which have a verbal emphasis (social science/humanities) while the other half have a quantitative emphasis (mathematical/science). STAT WE is a one-hour written English test, consisting of two short essay questions. Part A is a public affairs issue that invites argument, while Part B asks candidates to write from a more personal point of view. Each section gives a choice of four topics.

Both tests are produced and marked by ACER in Victoria. Every two years, half the multiple-choice items are replaced with new items and the other half of the items are carried over from the previous test cycle to ensure comparability across years.

ACER send results files electronically to TISC after each STAT sitting, including online and overseas sessions, for uploading to the national database. The STAT National Database was established in November 1996. It was developed and is administered by TISC. It contains results for all candidates who have sat STAT in Australia from 1996 onwards.

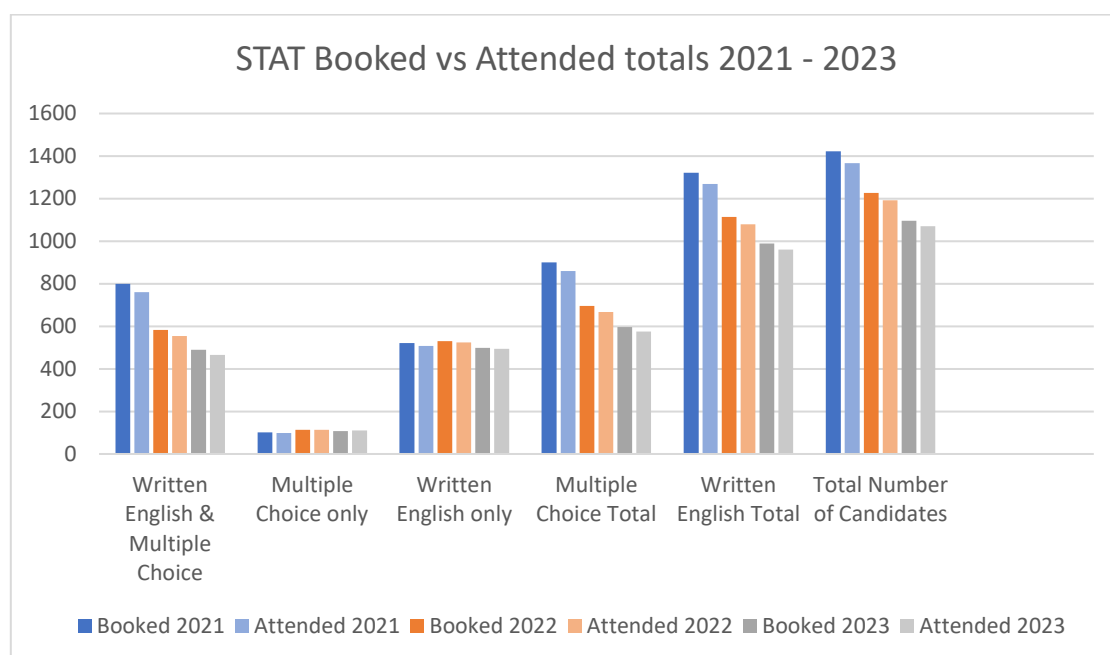
STAT Enrolments

In the 2023 STAT year 1070 candidates attended STAT (this includes 515 school leaver candidates who sat in November, January, and February). The following table shows the breakdown of enrolments in each test as well as a comparison with previous years:

	2021		2022		2023	
	Booked	Attended	Booked	Attended	Booked	Attended
Written English & Multiple Choice	799	761	583	554	490	466
Multiple Choice only*	101	98	113	113	107	110
Written English only*	522	508	531	525	499	494
Multiple Choice Total	900	859	696	667	597	576
Written English Total	1321	1269	1114	1079	989	960
Total Number of Candidates	1422	1367	1227	1192	1096	1070

* From the table, it can be seen that for some years the numbers booked to sit only the Multiple-Choice test are less than those who actually sat the test. This is because some candidates enrol in both the

Multiple Choice and the Written English tests, but then only sit the one section and do not reapply to sit the other section.



STAT Scores

For 2024 admission the minimum STAT scores required by the universities for candidates are as follows:

	Minimum MC score	Minimum WE Score
Curtin University	135 (Verbal or Quantitative)	140
Edith Cowan University	135 (Verbal or Quantitative)	140
Murdoch University	135 (Verbal or Quantitative)	140
The University of Notre Dame Australia	135 (Verbal or Quantitative)	140
The University of Western Australia:		
STAT alone entry	*see below for minimum requirements	
Competence in English	140 (Verbal Only)	140

*For 2024 admission, UWA did not set minimum STAT scores but required the scores for STAT WE and at least one component of STAT MC to equate to a notional ATAR equal to or greater than the minimum required for the course.

In 2023, 409 (87.8%) of the 466 candidates who sat both STAT WE and STAT MC met the minimum requirement for admission to Curtin, ECU, Murdoch and Notre Dame universities.

The results are shown below in table form:

	Minimum Score	Maximum Score	Average	Standard Deviation
STAT MC	129	197	151.13	10.68
STAT WE	100	200	157.51	15.91

Testing sessions in the metropolitan area

There were ten metropolitan sessions run throughout the year at Canning College in Bentley. The dates for these are shown below:

15 May 2023
10 June 2023
1 July 2023
16 September 2023
21 October 2023
25 November 2023
3 January 2024
6 January 2024
3 February 2024

We offer two special sessions held on a Friday at TISC for people who, for work or religious reasons, cannot sit STAT on a Saturday. A special Friday session was held on 12 May and 17 November. There was one candidate for each session.

Due to the days the public holidays fell over the Christmas/New Year period, a mid-week testing session was again held on Wednesday 3 January.

Sessions were also organised for 28 candidates with special needs. These sessions were held in the TISC office.

No additional charge was raised by TISC for organising and running the sessions for these candidates.

Scheduled testing sessions in regional areas

Tests in regional areas are held twice a year – in May and November. The dates are advertised every year on the STAT booking form and the TISC website. Venues and supervisors are organised by the STAT Coordinator.

In May 2023, 6 sessions were held in 6 regional centres, and in November 2023, 5 sessions were held in 5 centres, including 3 of the centres where a session was held in May 2023.

There were more country STAT sessions held than in the previous year. There were 25 candidates who enrolled to sit the STAT in regional areas in 2023 compared to 24 in 2022. Enrolments for the 2023 country testing sessions were as follows:

MAY		NOVEMBER	
Centres	Numbers Booked	Centres	Numbers Booked
Albany	2	Albany	4
Bunbury	3	Bunbury	8
Esperance	1	Geraldton	1
Geraldton	2	Narembreen	1
Kalgoorlie	1	Tom Price	1
Port Hedland	1		
		Total	25

Below is a comparison of the total number of enrolments for the country STAT from 2021 through to 2023.

	2021	2022	2023
STAT Multiple Choice	28	17	14
STAT Written English	33	24	25

Scheduled testing sessions in prisons

TISC has a very flexible policy for scheduling testing sessions in prisons as the prisons have Education Officers available to supervise the candidates. Contact is made with the Education Officers each year and sessions can be held on a weekday between May and November each year. There were no sessions held in prisons this STAT year.

Special use of STAT

Many of the candidates sitting the 3 and 6 January 2024 sessions were Year 12 English ATAR courses students' who had achieved a competitive ATAR or had completed a Certificate IV but had not met competence in English.

A few Year 12 English General course students, who had completed a Certificate IV, were also invited to sit STAT WE only in order to meet the university English competency requirement. These students were allowed to sit the STAT from late November onwards, after the completion of the WACE examinations.

The University of Western Australia requires Year 12 students to take both STAT WE and STAT MC test and to achieve a mark of 140 or better in both STAT WE and STAT MC (Verbal component). The other four universities require Year 12 students to sit STAT WE only and to achieve a mark of 140 or better in this test.

Over the last four years UWA have also allowed (with written permission) Year 12 students who did not achieve a high enough ATAR or had no ATAR to sit the STAT for admission purposes. UWA did not set required minimum STAT scores but required the scores for STAT WE and at least one component of STAT MC to equate to a notional ATAR equal to or greater than the minimum required for the course. Year 12 students using this pathway for admission purposes were allowed to sit the STAT after the completion of the WACE examinations.

There were 515 Year 12 students sitting the STAT, of whom 329 sat STAT WE only. The number of students sitting STAT WE only, decreased by 5.5% (compared to the 348 who sat in 2022).

The number of students sitting both sections of the STAT decreased from 219 to 186, a decrease of 15.1%.

89.4% of those who used STAT WE only to meet literacy, met this requirement.

65.1% of those using both STAT MC and STAT WE met competence in English for UWA.

The figures for 2023 (2022) are shown in the table below.

Attended	STAT MC + WE		STAT WE only	
	186 (219)		329 (348)	
	Population	%	Population	%

Met UWA requirement of WE mark and MC verbal mark ≥140	121 (155)	65.1 (70.7)	-	-
Met Curtin, ECU and Murdoch requirement of WE mark ≥140	163 (189)	87.6 (86.3)	294 (310)	89.4 (89.1)

**NB: Among the 34.9% who did not meet the literacy requirement for UWA via STAT MC and STAT WE, several may have met the requirement via STAT WE (for ECU, Curtin University, Notre Dame and Murdoch University) if their English mark was 140 or more.*

A comparison with the past years' figures is shown below:

Year	Total number of candidates	STAT Multiple Choice (MC)	STAT Written English (WE)	Score of ≥140 in WE	% Achieving ≥140 in WE	Score of ≥140 in STAT MC (Verbal) + in STAT WE	% Achieving ≥140 in STAT MC (Verbal) + in STAT WE
2021	588	276	588	531	90.3%	195	70.7%
2022	567	219	567	499	88.0%	155	70.7%
2023	515	186	515	457	88.7%	121	65.1%

SPECIAL TERTIARY ADMISSIONS TEST 2024/25

The Skills for Tertiary Admissions Test (STAT), previously known as the Special Tertiary Admissions Test, is an aptitude test designed to assess a range of competencies considered important for success in tertiary study. Many tertiary institutions in Australia use STAT as part of their admissions procedures for mature-age applicants.

The intellectual property of all forms of the STAT test is owned by the Australian Council for Educational Research (ACER) and Western Australia is the only Australian state that currently administers the STAT in-person via TISC.

The STAT consists of two tests: a Multiple-Choice test (STAT MC) and a Written English test (STAT WE). STAT MC is a two-hour test containing 70 questions, half of which have a verbal emphasis (social science/humanities) while the other half have a quantitative emphasis (mathematical/science). STAT WE is a one-hour written English test, consisting of two short essay questions.

Both tests are produced and marked by ACER in Victoria. Every two years, half the multiple-choice items are replaced with new items and the other half of the items are carried over from the previous test cycle to ensure comparability across years.

ACER send results files electronically to TISC after each STAT sitting, including online and overseas sessions, for uploading to the national database. The STAT National Database was established in November 1996. It was developed and is administered by TISC. It contains results for all candidates who have sat STAT in Australia from 1996 onwards.

STAT Enrolments

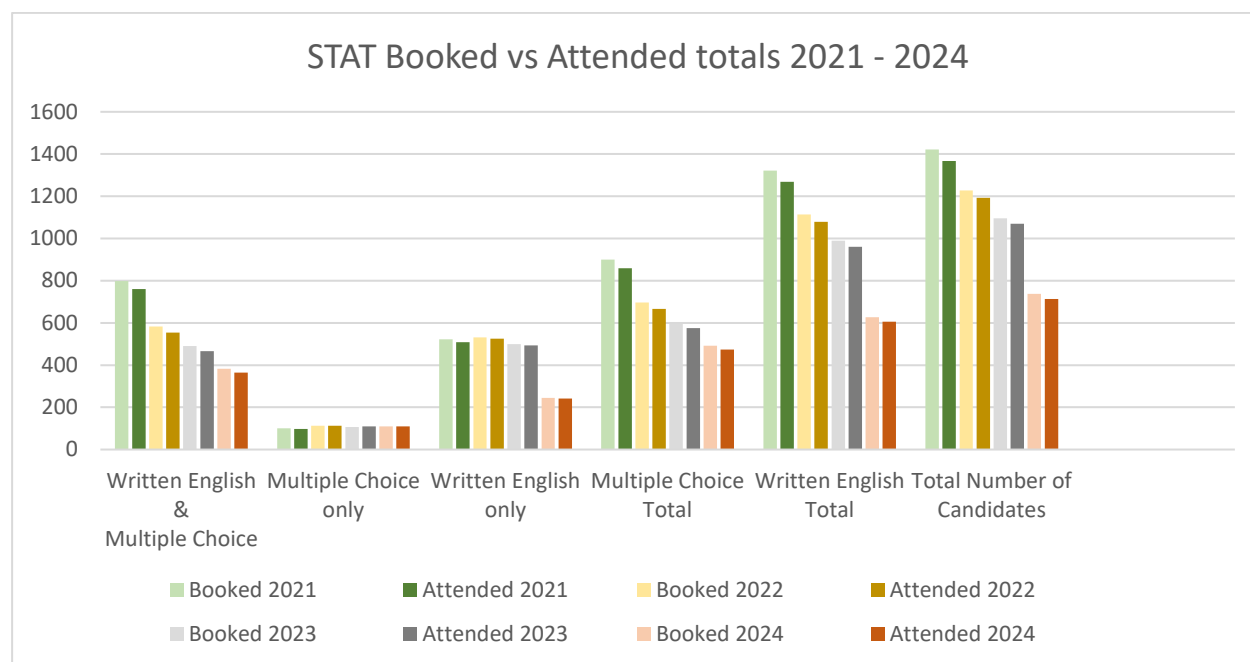
In the 2024 STAT year 714 candidates attended STAT (this includes 122 school leaver candidates who sat in November, January, and February).

The following table shows the breakdown of enrolments in each test as well as a comparison with previous years:

	2021	2021	2022	2022	2023	2023	2024	2024
	Booked	Attended	Booked	Attended	Booked	Attended	Booked	Attended
Written English & Multiple Choice	799	761	583	554	490	466	382	364
Multiple Choice only*	101	98	113	113	107	110	110	109
Written English only*	522	508	531	525	499	494	245	241
Multiple Choice Total	900	859	696	667	597	576	492	473
Written English Total	1321	1269	1114	1079	989	960	627	605
Total Number of Candidates	1422	1367	1227	1192	1096	1070	737	714

* From the table, it can be seen that for some years the numbers booked to sit only the Multiple-Choice test are less than those who actually sat the test. This is because some candidates enrol in both the

Multiple Choice and the Written English tests, but then only sit the one section and do not reapply to sit the other section.



STAT Scores

For 2025 admission the minimum STAT scores required by the universities for candidates are as follows:

	Minimum MC score	Minimum WE Score
Curtin University	135 (Verbal or Quantitative)	140
Edith Cowan University	135 (Verbal or Quantitative)	140
Murdoch University	135 (Verbal or Quantitative)	140
The University of Notre Dame Australia	135 (Verbal or Quantitative)	140
The University of Western Australia:		
STAT alone entry	*see below for minimum requirements	
Competence in English	140 (Verbal Only)	140

*Since the 2024 admission year, UWA did not set minimum STAT scores but required the scores for STAT WE and at least one component of STAT MC to equate to a notional ATAR equal to or greater than the minimum required for the course.

In 2024, 328 (90.1%) of the 364 candidates who sat both STAT WE and STAT MC met the minimum requirement for admission to Curtin, ECU, Murdoch and Notre Dame universities.

The results are shown below in table form:

	Minimum Score	Maximum Score	Average	Standard Deviation
STAT MC	103	182	150.64	10.92
STAT WE	100	200	158.83	14.8

Testing sessions in the metropolitan area

There were seven metropolitan sessions run throughout the year at Canning College in Bentley. The dates for these are shown below:

1. 18 May 2024
2. 6 July 2024
3. 14 September 2024
4. 23 November 2024
5. 28 December 2024
6. 4 January 2025
7. 1 February 2025

We offer two special sessions held on a Friday at TISC for people who, for work or religious reasons, cannot sit STAT on a Saturday. We had no bookings for the May session, but a special Friday session was held on 22 November with 2 candidates sitting the Multiple-Choice test and 3 candidates sitting the Written English test.

The public holidays around Christmas and New Year meant that our end-of-year sessions were held one week apart on Saturday 28 December 2024 and 4 January 2025.

Sessions were also organised for 12 individual candidates with special needs. These sessions were held in the TISC office. No additional charge was raised by TISC for organising and running the sessions for these candidates.

Scheduled testing sessions in regional areas

Tests in regional areas are held twice a year – in May and November. The dates are advertised every year on the STAT booking form and the TISC website. Venues and supervisors are organised by the STAT Coordinator.

In May 2024, STAT sessions were held in Albany, Bunbury and Narrogin. In November 2024, STAT sessions were held in Albany, Bunbury, Kalgoorlie and Merredin.

There were less country STAT sessions held than in the previous year. There were 15 candidates who enrolled to sit the STAT in regional areas in 2024 compared to 25 in 2023 (40% less). Enrolments for the 2024 country testing sessions were as follows:

MAY			NOVEMBER		
Centres	Booked	Attended	Centres	Booked	Attended
Albany	1	1	Albany	3	3
Bunbury	2	2	Bunbury	6	6
Narrogin	1	1	Kalgoorlie	1	1
			Merredin	1	0
TOTAL				15	14

Below is a comparison of the total number of bookings for the country STAT from 2021 through to 2024.

	2021	2022	2023	2024
STAT Multiple Choice	28	17	14	12
STAT Written English	33	24	25	15

Scheduled testing sessions in prisons

TISC has a very flexible policy for scheduling testing sessions in prisons as the prisons have Education Officers available to supervise the candidates. Contact is made with the Education Officers each year and sessions can be held on a weekday between May and November each year. There were no sessions held in prisons this STAT year.

Special use of STAT

Many of the candidates sitting the 28 December 2024 and 4 January 2025 sessions were Year 12 English ATAR courses students' who had achieved a competitive ATAR or had completed a Certificate IV but had not met competence in English.

A few Year 12 English General course students, who had completed a Certificate IV, were also invited to sit STAT WE only in order to meet the university English competency requirement. These students were allowed to sit the STAT from late November onwards, after the completion of the WACE examinations.

The University of Western Australia requires Year 12 students to take both STAT WE and STAT MC test and to achieve a mark of 140 or better in both STAT WE and STAT MC (Verbal component). The other four universities require Year 12 students to sit STAT WE only and to achieve a mark of 140 or better in this test.

Over the last four years UWA have also allowed (with written permission) Year 12 students who did not achieve a high enough ATAR or had no ATAR to sit the STAT for admission purposes. UWA did not set required minimum STAT scores but required the scores for STAT WE and at least one component of STAT MC to equate to a notional ATAR equal to or greater than the minimum required for the course. Year 12 students using this pathway for admission purposes were allowed to sit the STAT after the completion of the WACE examinations.

There were 232 Year 12 students sitting the STAT, of whom 110 sat STAT WE only. The number of students sitting STAT WE only, decreased by 66.5% (compared to the 329 who sat in 2023). This significant reduction in Year 12 candidates booking to sit only the Written English test is likely due to changes to Curtin University's English language requirements, which broadened how Year 12 applicants could meet their English language requirements.

The number of students sitting both sections of the STAT decreased from 186 to 122, a decrease of 34.4%, which is likely due to a combination of declining STAT bookings and The University of Western Australia's experience-based entry options.

91.81% of those who used STAT WE only to meet literacy, met this requirement.

77.9% of those using both STAT MC and STAT WE met competence in English for UWA.

The figures for 2024 (2023) are shown in the table below.

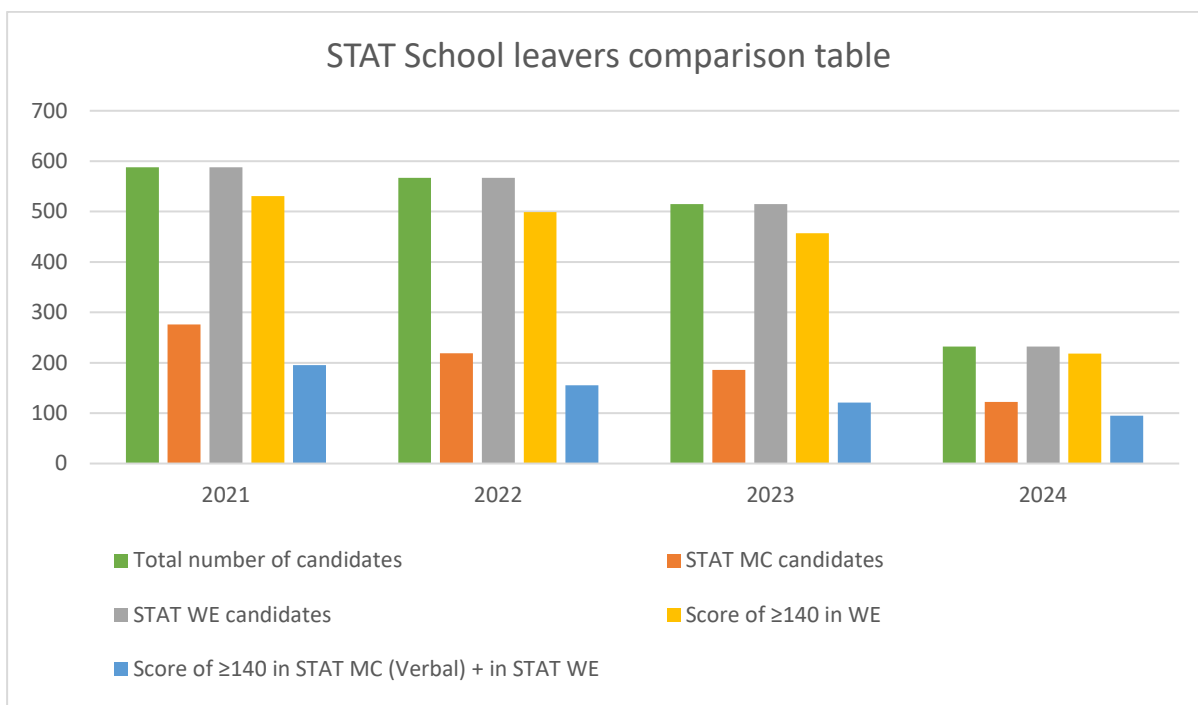
Attended	STAT MC + WE		STAT WE only	
	122 (186)		110 (329)	
	Population	%	Population	%
Met UWA requirement of WE mark and MC verbal mark ≥ 140	95 (121)	77.9 (65.1)	-	-

Met Curtin, ECU and Murdoch requirement of WE mark ≥ 140	117 (163)	95.9 (87.6)	101 (294)	91.8 (89.4)
---	-----------	-------------	-----------	-------------

**NB: Among the 22.1% who did not meet the literacy requirement for UWA via STAT MC and STAT WE, several may have met the requirement via STAT WE (for ECU, Curtin University, Notre Dame and Murdoch University) if their English mark was 140 or more.*

A comparison with the past years' figures is shown below:

Year	Total number of candidates	STAT Multiple Choice (MC)	STAT Written English (WE)	Score of ≥ 140 in WE	% Achieving ≥ 140 in WE	Score of ≥ 140 in STAT MC (Verbal) + in STAT WE	% Achieving ≥ 140 in STAT MC (Verbal) + in STAT WE
2021	588	276	588	531	90.3%	195	70.7%
2022	567	219	567	499	88.0%	155	70.7%
2023	515	186	515	457	88.7%	121	65.1%
2024	232	122	232	218	94.0%	95	77.9%



WESTERN AUSTRALIAN UNIVERSITIES' FOUNDATION PROGRAM

2023/24

The Western Australian Universities' Foundation Program (WAUFP) is a course of academic study for entry to the four public universities in Western Australia. The program is designed for international students who do not have a strong English language background and whose matriculation level is not sufficient for entry into Western Australian universities. The Standard program commenced in 1993 and runs from February (Intake 1) or April (Intake 2) to November. The statistics in this report relate to the 2023 Standard cohort.

The WAUFP Mid-Year Entry stream commenced in 2013 and runs from August to June. The statistics in this report relate to the 2023-24 Mid-Year cohort.

Provider Colleges and Student Enrolments

Provider Colleges in 2023 were:

- Canning College (Standard and Mid-Year WAUFP)
- St George's Anglican Grammar School (Standard)
- St Mark's Anglican Community School (Standard)
- Swan Valley Anglican Community School (Standard)

Student enrolments by college

a) Standard

The total number of students enrolled in the WAUFP in 2023 was 76 (including withdrawals), compared to 106 in 2022, a decrease of 28%. The final number of students who completed the WAUFP examinations in 2023 was 73, compared to 96 in 2022, a decrease of 24%.

The final number of candidates at each college were as follows for 2023 (compared to 2022):

Canning College	64 (90) students
St George's Anglican Grammar School	4 (6) students
St Mark's Anglican Community School	4 (-) students
Swan Valley Anglican Community School	1 (-) student

b) Mid-Year

28 students enrolled in the Mid-Year Entry program in August 2023 at Canning College, compared with 26 who enrolled in the 2022-23 cohort.

22 students completed the 2023-24 program compared to 17 in 2022-23 and 27 in 2021-22.

Student Subject Enrolments

Twelve subjects were offered in Standard WAUFP and eight in the Mid-Year Entry program. The numbers of students who sat each subject examination are shown in the table below.

Subjects	Standard	Mid-Year 23-24
Accounting and Finance	18 (20)	2 (3)
Business Management and Enterprise	9 (15)	-
Chemistry	28 (36)	13 (8)
Computer Science	11 (9)	8 (8)

Economics	20 (17)	-
ELACS	73 (90)	21 (17)
Human Biology	34 (47)	11 (12)
Mathematics Applications	52 (60)	19 (11)
Mathematics Methods	25 (26)	8 (6)
Mathematics Specialist	4 (12)	-
Physics	13 (19)	6 (4)
Psychology	17 (29)	-
Special Tertiary Admissions Test (STAT)	73 (91)	22 (18)

Nationality Group

a) Standard

Over the past ten years over three quarters of all WAUFP students have come from Malaysia, China, Hong Kong and Singapore. The table below shows the changes over these years. The number of students from Vietnam has decreased over these years so the percentage will not be included in this table from 2019. The number of students from Indonesia has increased recently so the percentage was included in this table from 2019. Other students came from India (2), Iran (1), Japan (3), Kenya (1), Kuwait (3), Myanmar (2), Papua New Guinea (1), Philippines (1), South Africa (1), Thailand (2) and Vietnam (4).

Country	Percentage of students from different countries									
	2014	2015	2016	2017	2018	2019	2020	2021	2022	2023
Malaysia	47%	43%	38%	26%	20%	18%	23%	11%	23%	18%
China	17%	21%	36%	41%	38%	45%	18%	16%	9%	7%
Hong Kong	4%	1%	4%	6%	10%	5%	16%	23%	13%	12%
Singapore	12%	17%	5%	9%	12%	17%	20%	22%	23%	26%
Indonesia	N/A	N/A	N/A	N/A	N/A	6%	7%	15%	8%	11%
Total	85%	86%	86%	85%	83%	91%	84%	88%	76%	74%

b) Mid-Year

Mid-Year students enrolled in the program from Australia (1), Bangladesh (1), China (4), Indonesia (1), Japan (1), Malaysia (10), Myanmar (2), Singapore (8).

Setters, Checker and Markers

a) Standard

Twelve subject examination papers were written for the Standard examinations in 2023. All subjects, except ELACS, used the School Curriculum and Standards Authority WACE ATAR Year 12 syllabi. Most Setters and Checkers were experienced in WAUFP examination setting; there were 3 new Setters and 1 new Checker for the 2023 papers. All papers were marked independently by 2 experienced markers. Marking was completed electronically via EServices and the processes ran smoothly for all subjects.

b) Mid-Year

Eight subject examination papers were set for Mid-Year WAUFP examinations. Most Setters are appointed based on recommendations from Provider Colleges. Most of the Checkers currently come from within the Provider Colleges (including retired teachers) and some are appointed based on recommendations from Provider College staff.

Final Examinations

An examination timetable was prepared by TISC and distributed to the colleges at the beginning of August. The final examinations were held over 2 weeks and coincided with the WACE examinations. TISC organised the supervision of the external examinations. The Chief Supervisors attended a training meeting at TISC the week before the commencement of the examinations. At this meeting all examination procedures were reviewed. All supervisors were sent a Supervisor's Manual outlining how to run the examinations and all signed a Supervisor's Agreement that outlined their duties. TISC ensured that all supervisors held a current Working with Children Check card.

Subject Moderation

Moderation of each college's assessments was carried out by standardising them to the same mean and standard deviation as the exam results of each college.

Scaling

a) WAUFP

The Scaling Process took place at TISC on 29 November 2023. The Scaling Report was circulated for the Members Advisory Committee meeting on 8 December 2023.

b) Mid-Year WAUFP

The Scaling Process took place at TISC on 10 June 2024.

Results

a) WAUFP

On 1 December all WAUFP results were made available on the TISC website. Results letters and certificates were also posted. TISC uploaded results for the International Centre of each university and also for the Provider Colleges.

b) Mid-Year WAUFP

On 14 June 2024 Mid-Year WAUFP results were made available on the TISC website. Results letters and certificates were posted on this date also. TISC uploaded results for the International Centre of each university and also for the Provider College.

Relationship Between ELACS Results and the CPS

a) WAUFP

	Number of students		
	with a CPS < 50	with a CPS ≥50	Total
Number of students with an ELACS score < 50	4	1	5
Number of students with an ELACS score ≥50	8	60 (82%)	68
Total	12	61	73

b) Changes over the last 10 years

The variations in the percentage of students with a CPS and ELACS score ≥50 (minimum requirement for university admission) reflects the differences in the abilities of the student cohort.

Year	% of students with a CPS and ELACS score ≥ 50
2014	72
2015	74
2016	78
2017	74
2018	75
2019	73
2020	71
2021	95
2022	73
2023	82

c) Mid-Year WAUFP

	Number of students		
	with a CPS < 50	with a CPS ≥50	Total
Number of students with an ELACS score < 50	2	0	2
Number of students with an ELACS score ≥50	3	17 (77%)	20
Total	5	17	22

d) Changes over the last 10 years – Mid-Year WAUFP

The variations in the percentage of students with a CPS and ELACS score ≥ 50 (minimum requirement for university admission) reflects the differences in the abilities of the each cohort. The Mid-Year cohort is small, so the percentage varies more than the Standard cohort in part b).

Year	% of students with a CPS and ELACS score ≥ 50
2013-14	50%
2014-15	65%
2015-16	69%
2016-17	43%
2017-18	57%
2018-19	88%
2019-20	89%
2020-21	72%
2021-22	93%
2022-23	76%
2023-24	77%

Certificates of Achievement and Letters of Congratulations

Certificates of Achievement were awarded to 82% of Standard WAUFP students and 77% of Mid-Year WAUFP students.

Students received a certificate if they:

- Scored 50 or higher in the subject ELACS and therefore achieved English language competency, and
- Obtained a Combined Percentage Score (CPS) of at least 50.

Letters of congratulations were sent to students who had a CPS in the top 5%, and the top student in each subject with enrolments of 10 or more students.

Future Changes

1. The ELACS syllabus will be reviewed in 2024 for implementation in 2025. (NB. As at September 2024 implementation will be delayed until 2026).
2. Anglican Schools Commission will offer the WAUFP at Frederick Irwin Anglican School in 2024.

WESTERN AUSTRALIAN UNIVERSITIES' FOUNDATION PROGRAM

2024/25

The Western Australian Universities' Foundation Program (WAUFP) is a course of academic study for entry to the four public universities in Western Australia. The program is designed for international students who do not have a strong English language background and whose matriculation level is not sufficient for entry into Western Australian universities. The Standard program commenced in 1993 and runs from February (Intake 1) or April (Intake 2) to November. The statistics in this report relate to the 2024 Standard cohort.

The WAUFP Mid-Year Entry stream commenced in 2013 and runs from August to June. The statistics in this report relate to the 2024-25 Mid-Year cohort.

Provider Colleges and Student Enrolments

Provider Colleges offering the WAUFP in 2024 were:

- Canning College (Standard and Mid-Year WAUFP)
- Frederick Irwin Anglican Community School (Standard)
- St George's Anglican Grammar School (Standard)

Student enrolments by college

a) Standard

The total number of students enrolled in the WAUFP in 2024 was 93 (including withdrawals), compared to 76 in 2023, an increase of 22%. The final number of students who completed the WAUFP examinations in 2024 was 76, compared to 73 in 2023, an increase of 4%.

The final number of candidates at each college were as follows for 2024 (compared to 2023):

Canning College	68 (64) students
Frederick Irwin Anglican Community School	2 (-) students
St George's Anglican Grammar School	6 (4) students
St Mark's Anglican Community School	- (4) students
Swan Valley Anglican Community School	- (1) student

b) Mid-Year

25 students enrolled in the Mid-Year Entry program in August 2024 at Canning College, compared with 28 who enrolled in the 2023-24 cohort.

Student Subject Enrolments

Twelve subjects were offered in Standard WAUFP and eight in the Mid-Year Entry program. The numbers of students who sat each subject examination are shown in the table below.

Subjects	Standard	Mid-Year 24-25
Accounting and Finance	4 (18)	7 (9)
Business Management and Enterprise	13 (9)	-
Chemistry	37 (28)	13 (14)
Computer Science	6 (11)	10 (13)
Earth and Environmental Science	2 (0)	-
Economics	17 (20)	-

ELACS	75 (73)	25 (28)
Human Biology	40 (32)	12 (14)
Mathematics Applications	54 (52)	25 (21)
Mathematics Methods	33 (25)	13 (7)
Mathematics Specialist	6 (4)	-
Physics	14 (12)	8 (8)
Psychology	14 (17)	-
Special Tertiary Admissions Test (STAT)	72 (73)	25 (28)

Nationality Group

a) Standard

Over the past ten years the majority of WAUFP students have come from China, Hong Kong, Indonesia, Malaysia, Singapore, and Vietnam, as shown in the table below. In 2024 other students came from Australia (5), Bangladesh (1), England (1), India (3), Iran (3), Kuwait (1), Myanmar (1), Philippines (1), Vietnam (5) and Zimbabwe (1).

Country	Percentage of students from different countries									
	2015	2016	2017	2018	2019	2020	2021	2022	2023	2024
Malaysia	43%	38%	26%	20%	18%	23%	11%	23%	18%	19%
China	21%	36%	41%	38%	45%	18%	16%	9%	7%	11%
Hong Kong	1%	4%	6%	10%	5%	16%	23%	13%	12%	9%
Singapore	17%	5%	9%	12%	17%	20%	22%	23%	26%	28%
Indonesia	1%	1%	3%	7%	6%	7%	15%	8%	11%	4%
Vietnam	4%	3%	3%	3%	1%	5%	3%	4%	3%	7%
Total	87%	87%	88%	90%	91%	89%	90%	80%	77%	78%

b) Mid-Year

Mid-Year students enrolled in the program are from Australia (1), China (4), Indonesia (1), Malaysia (11), Nepal (1), Philippines (1), Russian Federation (1) Singapore (4) and Vietnam (1).

Setters, Checker and Markers

a) Standard

Thirteen subject examination papers were written for the Standard examinations in 2024. All subjects, except ELACS, used the School Curriculum and Standards Authority WACE ATAR Year 12 syllabi. Most Setters and Checkers were experienced in WAUFP examination setting; there were 2 new Setters and 2 new Checkers for the 2024 papers. All papers were double-marked independently by experienced markers. Marking was completed electronically via EServices and the processes ran smoothly for all subjects.

b) Mid-Year

Eight subject examination papers are being set for Mid-Year WAUFP examinations. Most Setters are appointed based on recommendations from Provider Colleges. Most of the Checkers currently come from within the Provider Colleges (including retired teachers) and some are appointed based on recommendations from Provider College staff.

Final Examinations

An examination timetable was prepared by TISC and distributed to the colleges at the beginning of August. The final examinations were held over 2 weeks and coincided with the WACE examinations. TISC organised the supervision of the external examinations. The Chief Supervisors attended a training meeting at TISC the week before the commencement of the examinations. At this meeting all examination procedures were reviewed. All supervisors were sent a Supervisor's Manual outlining how to run the examinations and all signed a Supervisor's Agreement that outlined their duties. TISC ensured that all supervisors held a current Working with Children Check card.

Subject Moderation

Moderation of each college's assessments was carried out by standardising them to the same mean and standard deviation as the exam results of each college.

Scaling

The Scaling Process took place at TISC on 22 November 2024. The Scaling Report was circulated for the Members Advisory Committee meeting on 13 December 2024.

Results

On 29 November all WAUFP results were made available on the TISC website. Results letters and certificates were also posted. TISC uploaded results for the International Centre of each university and also for the Provider Colleges.

Relationship Between ELACS Results and the CPS

	Number of students		
	with a CPS < 50	with a CPS ≥50	Total
Number of students with an ELACS score < 50	8	2	10
Number of students with an ELACS score ≥50	9	56 (75%)	65
Total	17	58	75

Changes over the last 10 years

The variations in the percentage of students with a CPS and ELACS score ≥ 50 (minimum requirement for university admission) reflects the differences in the abilities of the student cohort.

Year	% of students with a CPS and ELACS score ≥ 50
2015	74
2016	78
2017	74
2018	75
2019	73
2020	71
2021	95
2022	73
2023	82
2024	75

Certificates of Achievement and Letters of Congratulations

Certificates of Achievement were awarded to 75% of Standard WAUFP students.

Students received a certificate if they:

- Scored 50 or higher in the subject ELACS and therefore achieved English language competency, and
- Obtained a Combined Percentage Score (CPS) of at least 50.

Letters of congratulations were sent to students who had a CPS in the top 5%, and the top student in each subject with enrolments of 10 or more students.

Future Changes

3. The ELACS syllabus review will continue in in 2025 for implementation in 2026.

SCHOOL VISITS

TISC staff made over 100 visits to metropolitan and regional/remote schools, in person and via Teams, to present information to major interest groups:

- Year 12 staff
- Year 12 students (and parents)
- School staff development days

Over 7,000 people are estimated to have attended presentations by TISC over this period.

The information presented centred on the Australian Tertiary Admission Rank (ATAR), requirements for university entry, the marks adjustment processes, preference and offer systems, and the services provided on the web. Presentations varied from 20-45 minutes.

2023

Metropolitan Schools			
	Government	Catholic	Independent
July	Coodanup College, Shenton College, Ocean Reef SHS,	La Salle College	Perth Modern School, Greenwood College, Como SC, Ashdale SC, Leeming SHS, UWA – Fairway, Helena College
August	Safety Bay SHS, Rossmoyne SHS, Mount Lawley SHS	St Brigid's College, Mercy College, Servite College, Mandurah Catholic College	Balcatta SHS, Aveley SC, Churchlands SHS, John Forrest SC, Christ Church Grammar School, Kennedy Baptist College

Regional/Remote Schools	
July	St Joseph's College, Albany SHS, Great Southern Grammar, Mt Barker Community College
August	Christmas Island DHS (via Teams), Bethel Christian School (via Teams), Bunbury SHS, Manea Senior College, Georgiana Molloy ACS, Eaton Community College, Our Lady of Mercy College, Australind SHS, Bunbury Cathedral Grammar, Collie SHS, St Mary MacKillop College, Bunbury Catholic College, Cornerstone Christian College, Dalyellup College, Busselton SHS, Cape Naturaliste College

2024

Metropolitan Schools			
	Government	Catholic	Independent
January			Kingsway Christian College, Frederick Irwin Anglican School
February	Warnbro Community HS, Ballajura Community College, Shenton College	Mercedes College, Irene McCormack Catholic College	Woodvale SC, Harrisdale SHS, Gilmore College, Wanneroo Secondary College, Coastal Lakes College, Living Waters Lutheran College, St James

Metropolitan Schools			
	Government	Catholic	Independent
			Anglican School, Peter Moyes Anglican Community School
March	Morley SHS, Lakelands SHS, Perth Modern School,	Mandurah Catholic College, Prendiville Catholic College, Ursula Frayne Catholic College	Southern River College, Pinjarra SHS, All Saints College, Guildford Grammar School, St George's Anglican Grammar School, Dale Christian College, Frederick Irwin Anglican School, Mandurah Baptist College
April		Mercy College, Aquinas College	Belmont City College, John Curtin College Of The Arts, Canning Vale College, Thornlie SHS, Harrisdale SHS, Carey Baptist College, St Hilda's Anglican School for Girls, Penrhos College, St Stephen's School – Duncraig
May	Shenton College, Mount Lawley SHS, Applecross SHS,	Holy Cross College, Santa Maria College, Mazenod College, John XXIII College, Corpus Christi College	Como Secondary College, Fremantle College, Kiara College, Belridge SC, Kent Street SHS, Balcatta SHS, Comet Bay College, Kelmscott SHS, Ashdale SC, St Stephen's School – Carramar, Methodist Ladies' College, St Marys Anglican Girls School, Wesley College, St Marks Anglican Community School, John Septimus Roe Anglican Community School, The Montessori School
June	Sevenoaks SC, Kalamunda SHS, Butler College	Mother Teresa Catholic College, Servite College, Aranmore Catholic College, Iona Presentation College	Atwell College, Perth Modern School, Lesmurdie SHS, Joseph Banks Secondary College, South Coast Baptist College, Perth College, John Wollaston Anglican Community School
July	Willetton SHS	St Brigid's College, Mater Dei College	Greenwood College, Carey Baptist College, Ocean Reef SHS, Helena College, Swan Valley Anglican Community School, Christ Church Grammar School, Kennedy Baptist College, John Forrest Secondary College, Kiara College
August			Hampton SHS, Presbyterian Ladies' College, Churchlands SHS, Rossmoyne SHS, Byford SC, Leeming SHS,

Regional/Remote Schools	
April	SIDE and ACC (via Teams), Great Southern Grammar, Albany SHS, Bethel Christian School, St Joseph's College
May	North Albany SHS, Karratha Senior High School (via Teams)
June	Eaton Community College, Manea Senior College, Dalyellup College, Australind SHS, Our Lady of Mercy College, Bunbury Cathedral Grammar School, Bunbury Catholic College, Bunbury SHS, Cape Naturaliste College, St Mary MacKillop College, Collie SHS, Cornerstone Christian College, Busselton SHS, Georgiana Molloy ACS, Hedland SHS (via Teams), Eastern Goldfields College, John Paul College
July	Denmark SHS, Christmas Island DHS,
August	Kearnan College, Geraldton Grammar School, Geraldton SHS, Nagle Catholic College, Champion Bay SHS, Geraldton Christian College

TISC PUBLICATIONS

The following TISC publications were distributed/published between July 2023 and December 2024:

- TISC Guide - 2024 and 2025 Admissions
- STAT Booking Form
- Western Australian Universities' Foundation Program Administrative Procedures Manual – 2024 and 2025.

Pamphlets/Flyers/Posters

- Guide to the Universities Admission Advice Letter
- Guide to the ATAR Certificate
- Release of Scaled Scores and ATARs (Information sheet)

Online Publications

- Admission Requirements for School Leavers 2027, and 2028
- International Baccalaureate brochure 2025, and 2026
- Statistics
 - Application and Offer Statistics – 2023/2024, and 2024/2025
 - ATAR Statistics (2023, 2024)
 - ATAR Frequency Distribution Table
 - ATAR Gender Breakdown
 - WACE Courses used in ATAR
 - Scaling Statistics (2023 and 2024)
 - Histograms and Scaled Scores Statistics for WACE courses
 - Scaling Populations and Means
 - Scaling Information Sheet 2023
 - Summary Scaling Statistics – Percentages Greater than Specified Score
 - Summary Scaling Statistics – Scaled Scores for Specified Percentiles
 - Guaranteed ATARs 2024 and 2025
 - Minimum ATARs 2024 and 2025
 - Lowest Offered Ranks 2024 and 2025
- TISC School Circulars 2023 – 2024
- TISC Powerpoint Presentation for WA Year 12 students
- Annual Report 2022/2023, and July 2023/June 2024

APPENDICES

Table 1 Western Australian University Foundation Program Moderation Statistics 2023

Table 2 Western Australian University Foundation Program Subjects Statistics 2023

Table 3 Western Australian University Foundation Program Moderation Statistics 2024

Table 4 Western Australian University Foundation Program Subjects Statistics 2024

Note: *Table 3 and Table 4 will be circulated in a supplementary Annual Report.*

Western Australian Universities' Foundation Program

Table 1: 2023 Moderation Statistics

Subject	Scaling population		Assessment	Exam	Moderated Assessment
Accounting and Finance	18	mean	55.89	36.72	36.72
		stdev	15.76	18.82	18.82
Business Management and Enterprise	9	mean	54.66	54.06	54.06
		stdev	4.34	13.84	13.84
Chemistry	28	mean	61.96	58.62	58.62
		stdev	16.91	17.45	17.45
Computer Science	11	mean	61.12	62.70	62.70
		stdev	21.22	21.97	21.97
Economics	20	mean	67.66	40.65	40.65
		stdev	14.98	15.78	15.78
ELACS	73	mean	64.06	56.48	56.48
		stdev	10.03	12.01	12.01
Human Biology	32	mean	63.39	58.86	58.86
		stdev	16.71	15.11	15.11
Mathematics Applications	52	mean	70.00	66.30	66.30
		stdev	18.58	19.10	19.10
Mathematics Methods	25	mean	63.93	67.85	67.74
		stdev	17.21	20.67	20.49
Mathematics Specialist	4	mean	59.25	59.49	59.49
		stdev	15.99	21.62	21.62
Physics	12	mean	64.24	56.17	56.17
		stdev	15.47	17.50	17.50
Psychology	17	mean	55.65	48.67	48.67
		stdev	13.56	19.96	19.96

Western Australian Universities' Foundation Program

Table 2: 2023 Scaling Statistics

Subject	Scaling pop.	Scores	max	min	mean	stddev	% > 50
Accounting and Finance	18	combined	64.07	11.29	36.72	18.07	38.89
		scaled	73.40	15.05	45.03	19.56	44.44
Business Management and Enterprise	9	combined	76.10	35.14	54.06	12.66	55.56
		scaled	81.62	45.14	62.77	11.23	88.89
Chemistry	28	combined	87.43	15.26	58.62	17.21	75.00
		scaled	91.92	17.95	64.98	17.51	82.14
Computer Science	11	combined	94.51	16.86	62.70	21.84	72.73
		scaled	95.50	18.73	67.12	21.80	81.82
Economics	20	combined	61.30	12.32	40.65	15.26	35.00
		scaled	72.94	16.99	50.72	17.14	65.00
ELACS	73	combined	81.10	25.48	56.48	11.42	69.86
		scaled	85.16	32.88	63.11	10.45	93.15
Human Biology	32	combined	82.56	19.36	58.86	14.81	71.88
		scaled	90.63	24.97	69.19	14.46	96.88
Mathematics Applications	52	combined	92.28	17.73	66.30	18.96	76.92
		scaled	90.11	16.11	62.61	18.85	73.08
Mathematics Methods	25	combined	97.00	22.76	67.79	20.23	80.00
		scaled	97.75	23.96	69.21	19.91	84.00
Mathematics Specialist	4	combined	85.10	28.10	59.49	21.15	75.00
		scaled	90.39	38.76	68.84	19.55	75.00
Physics	12	combined	83.86	29.66	56.17	17.09	58.33
		scaled	87.96	34.89	62.38	16.86	75.00
Psychology	17	combined	80.54	14.01	48.67	19.47	47.06
		scaled	88.46	19.32	59.05	19.68	70.59