



ANNUAL REPORT

JULY 2023–JUNE 2024



Tertiary Institutions Service Centre Ltd

ACN: 624 152 834
ABN: 24 830 500 871

Address for all correspondence

Level 1, 100 Royal Street
EAST PERTH WA 6004

Office Location

First Floor
100 Royal Street
EAST PERTH WA 6004

Telephone: (08) 9318 8000
Email: info@tisc.edu.au
Website: www.tisc.edu.au

TISC is a registered trademark.

FOREWORD

As Chairs of the TISC Board and Members Advisory Committee it is a pleasure to present the 2023-24 Annual Report of the Tertiary Institutions Service Centre (TISC).

2023-24 saw Curtin University (Curtin), Edith Cowan University (ECU), Murdoch University (Murdoch), and the University of Western Australia (UWA) require all Year 12 applicants to apply for their institutions through TISC. The University of Notre Dame Australia (UNDA) allowed Year 12 applicants to apply through TISC and/or to continue to apply directly to UNDA. Mature age applicants could apply through TISC and/or directly to their institution of choice.

This report contains information about the various functions and operations of TISC together with statistical information on the 2023-24 applications cycle. Detailed statistical tables relating to 2023 WA Year 12 results, and 2023-24 application, offer, and enrolment information, are available at www.tisc.edu.au.

This Annual Report does not contain the usual audited financial statements of TISC. This is because the Board of TISC has adjusted the standard accounting period of TISC from 1 July to 30 June, to 1 January to 31 December. Associated endorsement from the Australian Charities and Not-for-profit Commission (ACNC) and the Australia Securities and Investments Commission (ASIC) have been received. As such, the period from 1 July 2023 - 31 December 2024 is a special accounting period, the audited accounts for which will be provided at a TISC Annual General Meeting in May of 2025.

During the 2023-24 admissions cycle, TISC processed a total of 13,987 undergraduate university applications, resulting in 12,207 offers being made for Semester One 2024 entry. 11,009 of those offers were to school leavers. During 2023-24, 1,070 candidates completed the Special Tertiary Admissions Test, and 73 students completed the 2023 WA Universities' Foundation Program.

TISC remains committed to its schools outreach and engagement activities where students are equipped with all the information required to navigate their journey to their university of choice. In addition to metropolitan schools TISC made visits to Kalgoorlie, the Great Southern, Bunbury and the South-West, as well as Geraldton. In 2023-24 TISC made over 100 school visits where we spoke to an estimated combined audience of over 7,000 students and parents. We also provided a number of online webinars for students and parents to access from around Western Australia and beyond.

During 2023-24 two major changes to TISC's Constitution were approved. The first change was to provide for the appointment of Independent Directors to the TISC Board. This change was brought about as the TISC Board wished to expand the range of expertise on the Board, particularly expertise and experience in the senior secondary school sector. The second change was to TISC's standard accounting period as referenced above.

In 2023-24 The TISC Board also made a decision to increase the equity of Australian Tertiary Admission Rank (ATAR) calculations. This was done by removing bonus points for Mathematics Methods, Mathematics Specialist and a student's highest Language Other Than English (LOTE) from calculation of the Tertiary Entrance Aggregate (TEA) and the ATAR. Following community feedback on this decision, the implementation date for this initiative was subsequently postponed to Year 12s in 2028.

Once again, we acknowledge the future-focussed, innovative, and inclusive TISC team for everything they do to support TISC's member universities and associate member higher education institutions. The TISC team has demonstrated a long track record of using technology and their understanding of the admissions journey to deliver timely, low-cost, student-centric services to all those aspiring to study at WA's world class higher education institutions.

We also wish to thank TISC's Board of Directors, the Members Advisory Committee, and the various committees of TISC for their continued commitment, cooperation, and support. In particular we recognise the service and commitment to TISC demonstrated by Professor Arshad Omari, TISC's longest standing Board member, who resigned in June 2024. Professor Omari provided unfailing advocacy for TISC and for enhancing participation in WA higher education generally. We will miss his insights and advice and wish him all the very best for the future.

E/Prof Andrew Taggart
Chair, TISC Board of Directors

Mr Rick Ackermann
Chair, Members Advisory Committee

Contents

FOREWORD	i
TERTIARY INSTITUTIONS SERVICE CENTRE LTD	4
Major Activities of the Centre	4
Primary Member Institutions	4
Participating Member Institutions	5
Associate Member Institutions (2023-2024).....	5
GOVERNANCE.....	6
Board of Directors	6
Members Advisory Committee	6
Specific Purpose Committees	6
CENTRE ADMINISTRATION	7
INITIATIVES & DEVELOPMENTS.....	9
General Developments	9
Information Technology Developments	11
TISOnline STATISTICS – 2023/2024	12
CUSTOMER SERVICE	14
LIAISON	17
School Curriculum and Standards Authority Liaison	17
National Liaison.....	17
APPLICATIONS PROCESSING.....	18
SPECIAL TERTIARY ADMISSIONS TEST	23
WESTERN AUSTRALIAN UNIVERSITIES' FOUNDATION PROGRAM	28
SCHOOL VISITS.....	33
SCHEDULE OF KEY DATES 2023-2024	35
TISC PUBLICATIONS.....	36
SCHEDULE OF FEES AND CHARGES 2023-2024	37
APPENDICES	38
WESTERN AUSTRALIAN UNIVERSITIES' FOUNDATION PROGRAM STATISTICS APPENDIX A..	39

TERTIARY INSTITUTIONS SERVICE CENTRE LTD

The Tertiary Institutions Service Centre (TISC) was established on 10 December 1975 by an agreement of the participating tertiary institutions. A new constitution was subsequently drawn up in June 1984 to establish the Tertiary Institutions Service Centre (Incorporated) (TISC Inc) under the Associations Incorporations Act 1895-1982. The constitution was revised in April 1995, and again in June 2001.

In 2017, as a result of a strategic review conducted the previous year, a new constitution was adopted, and TISC registered as a not-for-profit company, limited by guarantee, on 1 February 2018. TISC Ltd is also registered as a charity with the Australian Charities and Not-for-profits Commission.

TISC's Vision

Seamless, inclusive access to tertiary education in Western Australia.

TISC's Mission

TISC provides innovative, transparent, flexible, high quality admissions and related services for Western Australian tertiary education institutions and their students.

To deliver on this mission we strive to support and guide prospective students through the admissions journey, ensuring fairness, inclusivity, and integrity. By nurturing strong relationships with educational institutions and stakeholders we work to promote collaboration, innovation, and continuous improvement in admissions and related systems. In this way we support our members to empower individuals, enhance educational opportunities, and contribute to the development of a highly educated, highly skilled Western Australian community.

TISC's Values

Future-focused. Inclusive. Service-oriented. Accountable.

TISC's Goals:

1. To identify, design, and deliver innovative and sustainable solutions to meet the needs of tertiary education institutions and their students.
2. To support the WA sector meet national and international benchmarks for tertiary education participation and accessibility.
3. To be recognised for best practice not-for-profit governance reflecting, trust, transparency, and accountability.

Major Activities of the Centre

- (i) Processing of all applications for admission to member universities for undergraduate programs of study (including those with graduate entry) and other courses as agreed from time to time;
- (ii) Conduct of specially designed tests such as the Special Tertiary Admissions Test (STAT);
- (iii) Administration of the Western Australian Universities Foundation Program (WAUFP);
- (iv) Publication of information in relation to admission in Western Australian member universities.
- (v) Enhancing participation in tertiary education in Western Australia.

Primary Member Institutions

Curtin University
Edith Cowan University
Murdoch University
The University of Western Australia

Participating Member Institutions

The University of Notre Dame, Australia (Since 26 May 2021)

Associate Member Institutions (2023-2024)

Engineering Institute of Technology

Stanley College (from March 2023 – Feb 2024)

GOVERNANCE

Board of Directors

The TISC Board is made up of five Directors; one from each of the four primary members, nominated by the Vice-Chancellor of each university, and an independent Chair.

The Board is responsible for setting strategic direction for TISC and approving the annual operating budget.

Meeting Dates: 19 October 2023, 17 November 2023, 15 March 2024, 21 June 2024

Members Advisory Committee

The Members Advisory Committee is responsible for operational oversight of the Centre. This committee comprises two representatives from each member university. The Secretary to the committee is a representative from the Tertiary Institutions Service Centre.

Meeting Dates: 18 August 2023, 27 October 2023, 8 December 2023, 23 February 2024, 7 June 2024

Specific Purpose Committees

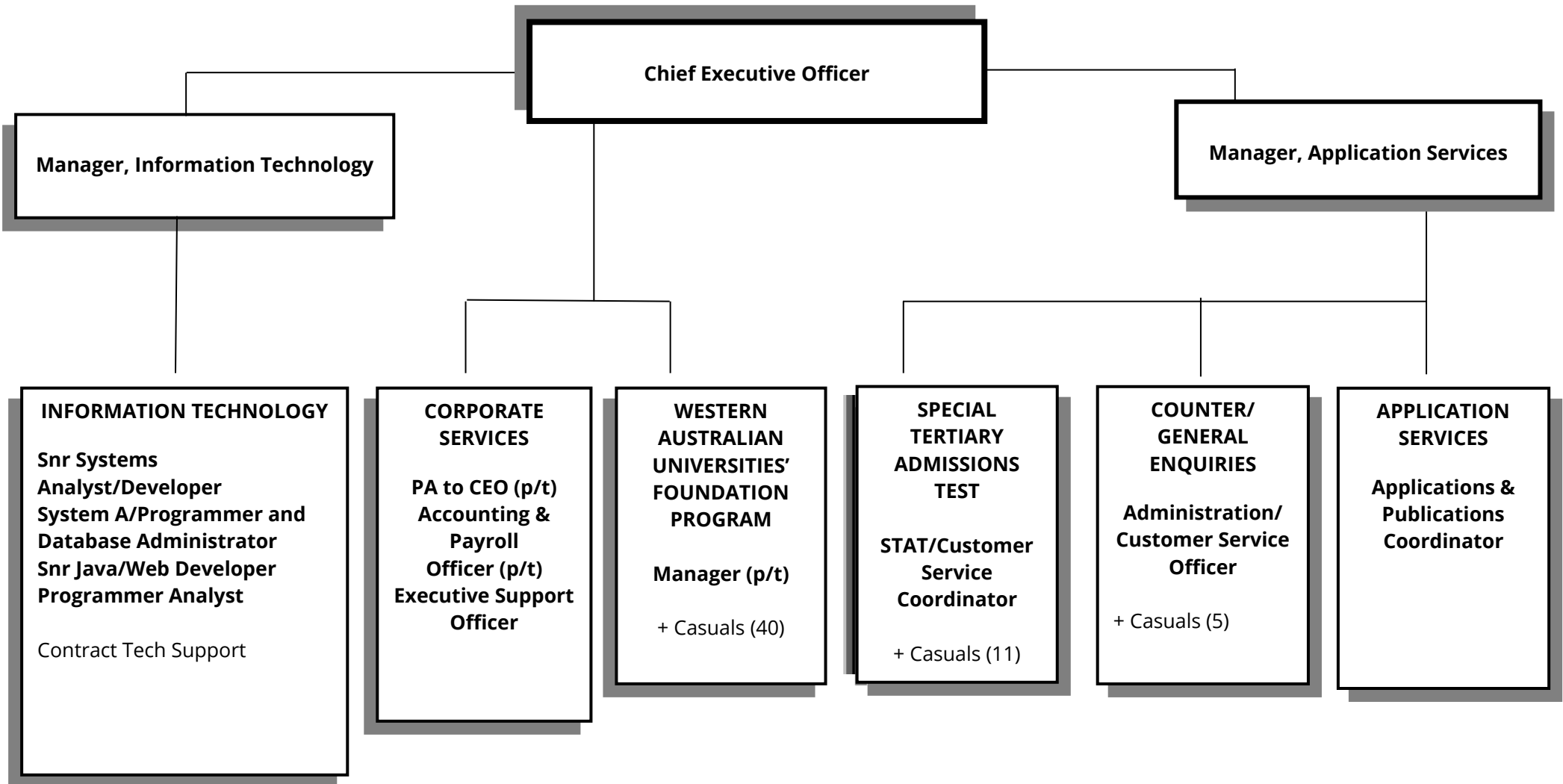
Scaling Policy Committee

The Joint School Curriculum and Standards Authority (SCSA)/TISC Scaling Policy Committee reviews and determines scaling policy and procedures for WACE courses. The Committee meets when major scaling policy decisions are made. No meetings of the Scaling Policy Committee were held in this reporting period.

Professor Nicola Armstrong, Director of Graduate Research in Mathematics and Statistics at Curtin University continued in her role as Chair of the Scaling Policy Committee and represented TISC at the national ATAR methodology workshop convened by the Australasian Conference of Tertiary Admissions Centres (ACTAC).

CENTRE ADMINISTRATION

TISC STAFFING STRUCTURE



Staff Development/Activities

Staff development is undertaken on an individual and team basis as identified as part of staff professional and personal development activities. This includes attending professional development opportunities, team training on-site, industry conference and seminar attendance, and online professional development as required.

All members of the IT section are members of a number of information technology groups and attend various online and in-person conferences to stay up-to-date with technology trends.

External Representation

TISC is a member of the Australasian Conference of Tertiary Admission Centres (ACTAC). The TISC Chief Executive Officer is a member of the ACTAC Directors' group. ACTAC

Accommodation

TISC is located at Level 1, 100 Royal Street, East Perth, and occupies one floor of commercial building office space totalling 453 sqm.

Funding

TISC is a not-for-profit company, limited by guarantee, that is funded by fees charged for its services. TISC member universities pay a contribution fee for the services they receive from TISC.

INITIATIVES & DEVELOPMENTS

General Developments

In 2023-24 TISC has further progressed its governance initiatives, foreshadowed a significant future change to the calculation of the Australian Tertiary Admission Rank in Western Australia, consulted with a range of stakeholders on that change, introduced predicted ATAR and other functionality to support universities as part of the early offer process, commenced assessing Educational Access Scheme applications on behalf of all WA universities, responded to the Universities Accord and Pathways to Post-School Success reports, commenced a new approach to member institutions' financial contributions to TISC, and prepared for the new September-onwards early offer timeframes instigated by the Federal Minister for Education.

As part of TISC's ongoing governance focus, its Board undertook a regular review during 2023-24. This review included a Directors self-evaluation survey, review of the Board skills matrix, and benchmarking with similar organisation Board structures. The key outcome of this review being the Board's view that TISC would benefit from having access to expertise and experience from the senior secondary education sector. As a result, a General Meeting of TISC held on 21 June 2024 approved an amendment to the TISC Constitution facilitating appointment of independent director(s) to the TISC Board.

Associated with TISC's governance and quality activities over 2023-24 the Board approved a TISC People and Culture Policy, and an updated Risk Framework incorporating a revised Risk Appetite Statement and a Risk Assessment Matrix. The Board also approved an update to the TISC and Member Universities Principles and Protocols document which serves to facilitate the operation and consistency of the TISC admissions system.

In 2023-24 the TISC Board also made a decision to increase the equity of Australian Tertiary Admission Rank (ATAR) calculations. This was done by removing bonus points for Mathematics Methods, Mathematics Specialist and a student's highest Language Other Than English (LOTE) from calculation of the Tertiary Entrance Aggregate (TEA) and the ATAR. As noted in the Foreword, following community feedback on this decision, the implementation date for this initiative was postponed to Year 12s in 2028. TISC will establish an Incentives Taskforce to recommend post-ATAR calculation incentives to the TISC Board in 2025. This incentives framework will be developed in time for Year 10s to know the incentives on offer for 2028 Year 12 courses as they commence Year 10 in 2026.

One of the objects in TISC's constitution is to enhance interest and participation in tertiary education in Western Australia. This has become an increasingly important part of TISC's activities given the fall in WA ATAR participation rates to 28.1% in 2023, the lowest State figure in the country and some 25% lower than Eastern seaboard states.

The importance of increasing ATAR course participation has been reinforced by the Australian Universities Accord Report (the Accord) which recommended at least 55% of 25-34 year olds attain a bachelor degree qualification by 2025, compared to 45% in 2023 (noting many will also have a VET qualification). Reaching this target would mean doubling the numbers of students in Commonwealth supported places by 860,000 to 1.8m nationally by 2050 across all age groups.

Completing ATAR courses is still the best predictor of success in higher education. TISC continues to engage university leadership teams as well as the Minister for Education, School Curriculum and Standards Authority, Department of Education, independent school systems, principals and deputy principals on initiatives to lift ATAR course participation in Western Australia. We look forward to the outcomes of the Pathways to Post School Success recommendations and to supporting SCSA's WACE Refresh initiatives.

The TISC Information Technology team continued to punch above its weight and delivered significant system and workflow upgrades during the year. These achievements are detailed in the Information Technology Developments section of this report.

During 2023-24 TISC continued to work closely with sister organisations through the Australasian Conference of Tertiary Admissions Centres (ACTAC). ACTAC facilitates communication and co-operation between tertiary admissions centres in Australia and New Zealand. This cooperation is facilitated by sub-groups for Operations, Marketing, and Technical activities.

Applications and Offers

The 2023-24 applications cycle saw 13,988 (14,387 last year) applications made through TISC. This reflects a 2.8% reduction in applications compared to the previous year due mostly to a decrease in mature age and interstate Year 12 students.

The issuing of early offers to applicants either directly by universities, or via TISC continued in 2023-24. However, many of these offers were made outside the TISC system, so limited information is available on early offers for this year. It is worth noting that for the 2024-25 admissions cycle, Year 12s have been advised to apply through TISC by all primary members, and that they may apply through TISC, or directly, for the University of Notre Dame Australia. As a result, information on early offers will be available in next year's annual report.

The universities made offers to 12,217 (11,939 in 2022-23) TISC applicants in total, with 79% (77%) of all applicants who were made an offer receiving their first preference. Offers were made to 11,016 (9,150) WA Year 12 students, or 95% (94%) of all WA Year 12 applicants. The total number of offers made increased by 2.3%, compared with a total decrease of 2.8% in application numbers. It is noted the percentage of offers made to WA Year 12 applicants increased by 1% to 95% in 2023-24. This is the highest percentage recorded in the past 16 years.

The Educational Access Scheme continued to facilitate applicants to have disadvantage considered as part of their application for university study. Some 902 (751) students requested consideration through this scheme and 628 (528) offers were made to students who applied for the EAS, although these applicants may have received an offer irrespective of their EAS application.

The Special Tertiary Admissions Test (STAT) accommodated 1,070 candidates in the 2023 STAT year (1,192 in 2022). In 2023, 87.8% (86.3%) of candidates who sat both components of the STAT met the minimum entry requirements for Curtin, ECU, Murdoch, and UNDA. (Note: For 2024 admission, UWA did not set minimum STAT scores but required the scores for STAT WE and at least one component of STAT MC to equate to a notional ATAR equal to or greater than the minimum required for the course.)

Enrolments in the WA Universities' Foundation Program (WAUFP) were 76 (106 for 2022), a decrease of 28%. In addition, 28 (26) students enrolled in the mid-year entry WAUFP. Out of those enrolments 73 (96) students completed the full year program and 22 (17) completed the mid-year version.

Information Technology Developments

TISC IT has been pivotal in maintaining essential infrastructure and supporting the annual admissions process. Over the past year, several strategic projects have been initiated to upgrade core IT infrastructure, integrate hybrid cloud solutions, improve cybersecurity, and enhance the admissions process and application assessment.

Key Achievements

- **Application System Enhancements:** Significant upgrades to the xQTISC system, including new STAT booking components and WAUFP enrolment maintenance.
- **Early Offer Rounds:** Successful UWA and Curtin University onboarding for early offer processing through TISC.
- **Predicted ATARs:** Implementation of predicted appraisal parameters to assist in early offer assessments.
- **Data Submissions:** Efficient API-based solutions for data validation and submission to the Department of Education.
- **USI Validation:** Improved data quality through API-based USI validation with the Government portal.
- **Mid-year Results:** Direct release of Mid-year results and UAALs to students via TISCOOnline.
- **Course Code Simplification:** Streamlined course codes for Experience Based entries to reduce administrative efforts.

Infrastructure and Cloud Services

- **Network Security:** Replacement of end-of-life security appliances with enhanced protection capabilities.
- **VOIP Migration:** Transition to a hosted Cloud service provider, reducing failure points and costs.
- **Server Upgrades:** Completion of Windows server upgrades to maintain software compatibility and security.
- **File Server Upgrade:** Implementation of a hybrid solution with real-time Azure Cloud sync for data redundancy.
- **Oracle Cloud Integration:** Significant progress in replicating the on-premises Oracle environment to Oracle Infrastructure Cloud.
- **Hyper-Converged Infrastructure:** Deployment of Dell HCI, supporting over 30 virtual servers and enhancing operational reliability.
- **Database and Application Migration:** Transition of Oracle and SQL Server databases to high-availability configurations on new infrastructure.

Future Directions

- Continued enhancement of TISC systems to support admissions and business processes.
- Further integration of cloud solutions to ensure high service availability and data protection.
- Ongoing improvements in cybersecurity measures and infrastructure resilience.

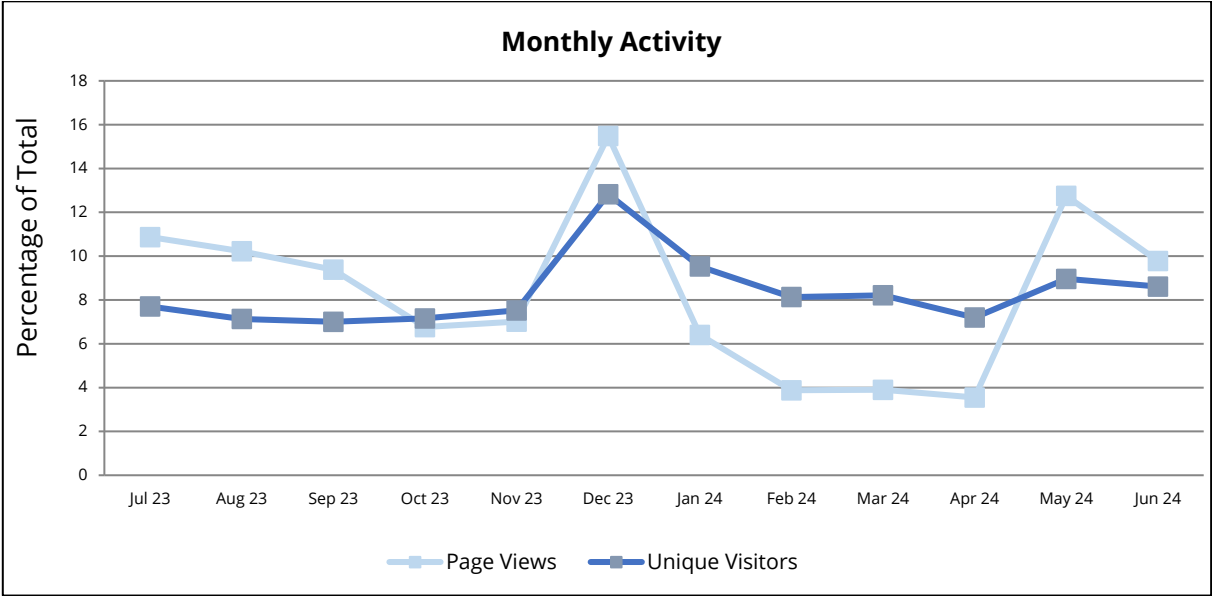
TISCONLINE STATISTICS – 2023/2024

These statistics relate to the TISC public website (www.tisc.edu.au) from 1 July 2023 to 30 June 2024. Over 344 thousand unique visitors accessed the TISC website during this period, registering around 13 million views of contents pages.

The two busiest periods were a week in December during the release of Year 12 results and a week leading up to a deadline for on-time applications in September. These two periods recorded over 45% of overall traffic.

The three primary services most utilised were the Course Search and course-related content, the ATAR Calculator and ATAR-related resources, and information relating to requirements and preparation for applying online.

The graph below shows an overall monthly activity as a percentage of unique visitors and content page views.

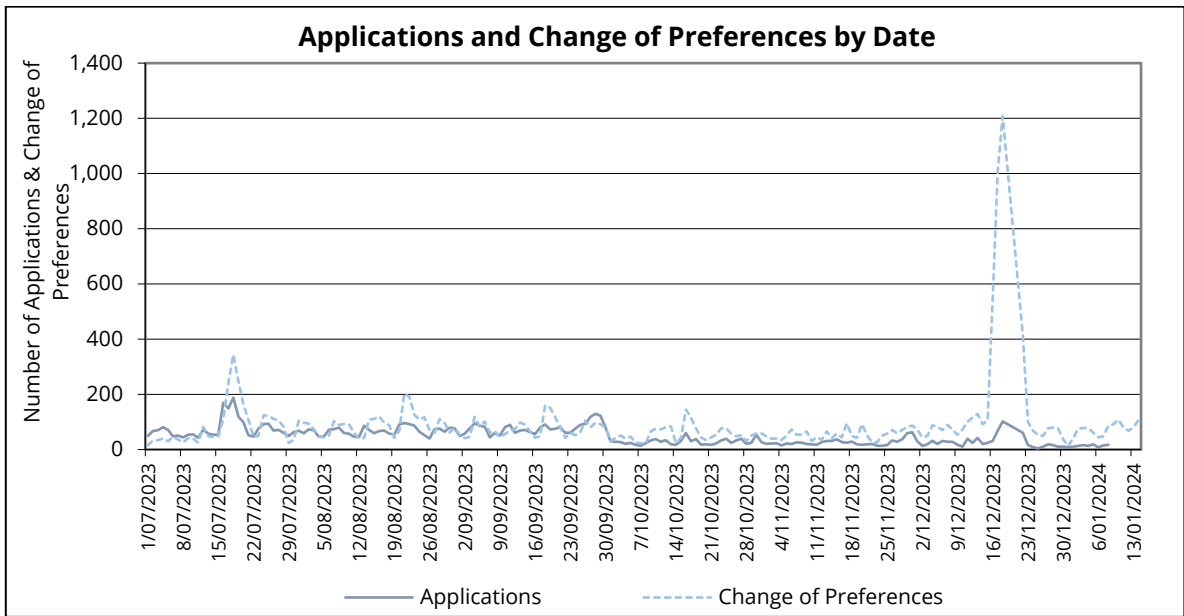


University Admissions Applications

Applications opened on 1 May 2023, and 13,987 applications (11,525 WA Year 12 and 2,462 other) were received for the cycle.

Overall, 97.9% of the preference changes were received online, and TISC adjusted 2.1% to address course discontinuations, withdrawals and late corrections.

The graph below shows daily activity for the number of applications submitted and changes of preferences committed online. The change of preferences activity increased from the release of WA Year 12 results and continued until after the release of main round offers.



Release of Results and Offers

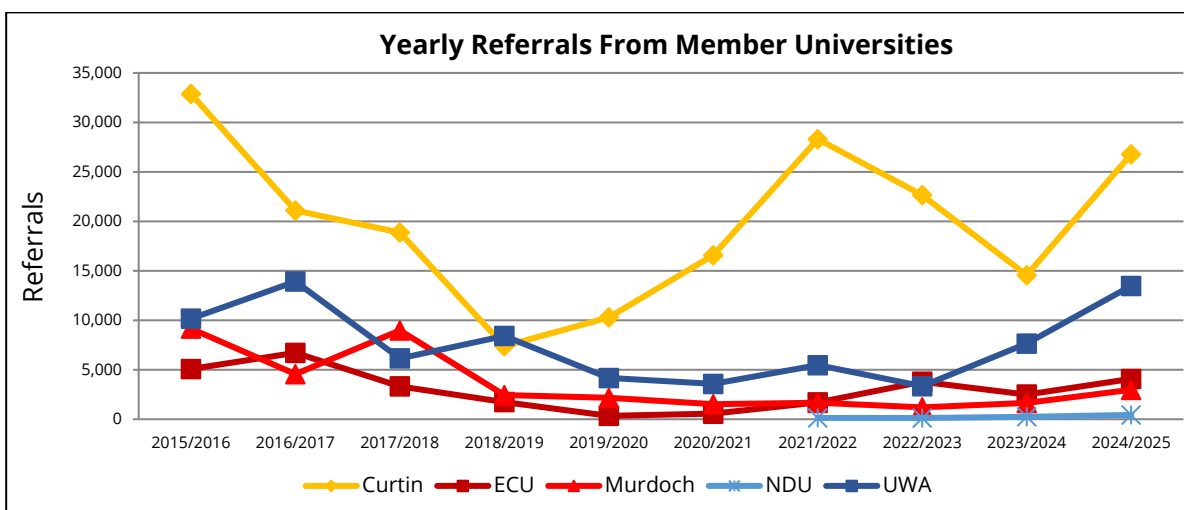
The **WA Year 12 results** for 12,961 students, with at least one scaled score, were released on 16 December 2023. Over 86% of the students viewed their results online.

The main round **offers** were released on 21 December 2023, and the second round on 18 January 2024. Over 49% (7,725) of applicants with main round offers and over 76% (2,064) of applicants with second round offers viewed their offers online.

The **WAUFP Standard results** were released on 1 December 2023. Over 82% of WAUFP candidates viewed their results online.

Web Traffic Source

The primary online traffic source is direct visits to the site, which have exceeded two million this year. Referral traffic only makes up a small portion of the overall traffic; the graph below shows referral traffic from member universities since 2015.



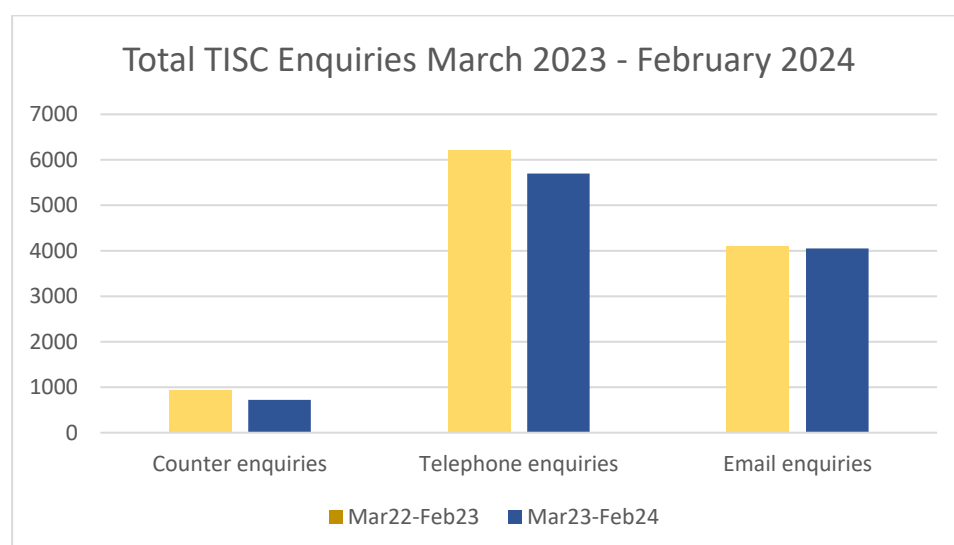
CUSTOMER SERVICE

Applications through TISC for Semester 1 2024 university entry opened on Monday, 1 May 2023. This application cycle most WA Year 12 applicants were required to apply through TISC. Direct applications were still accepted by The University of Notre Dame Australia. The Western Australian Academy of Performing Arts (WAAPA) applications were also made direct and not through TISC.

Non-year 12s had the option to apply directly to all universities for all courses excluding certain quota courses. Conditional early offers were made to year 12s on specific offer days throughout the cycle from 17 July 2023.

Over the application cycle (March to February), the total number of counter enquiries from customers was 721, telephone enquiries were 5698, and emails 4249.

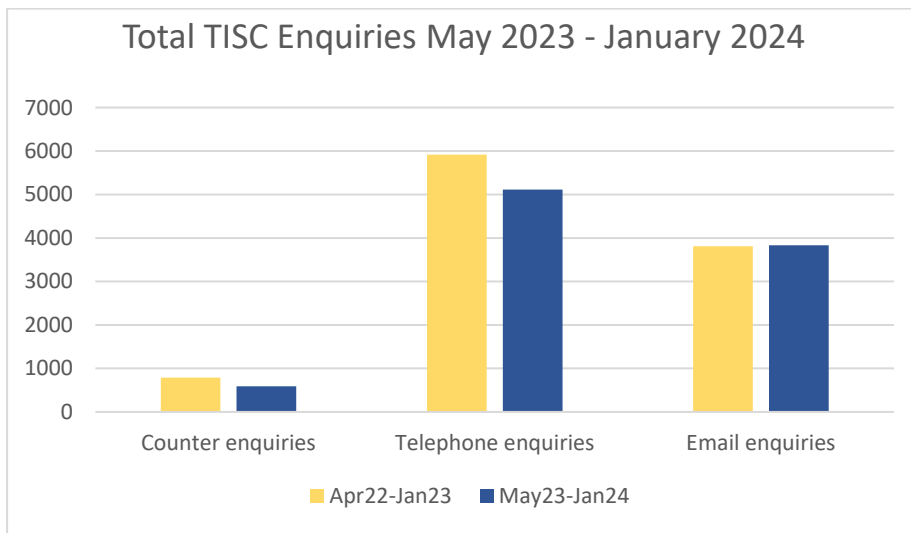
	March 2022 - February 2023	March 2023 - February 2024
Counter enquiries	928	721
Telephone enquiries	6211	5698
Email enquiries	4091	4249



However, for the period of May 2023 (when applications opened this cycle) to January 2024 (concluded), we received a total of 590 counter enquiries, 5113 telephone enquiries and 3833 email enquiries.

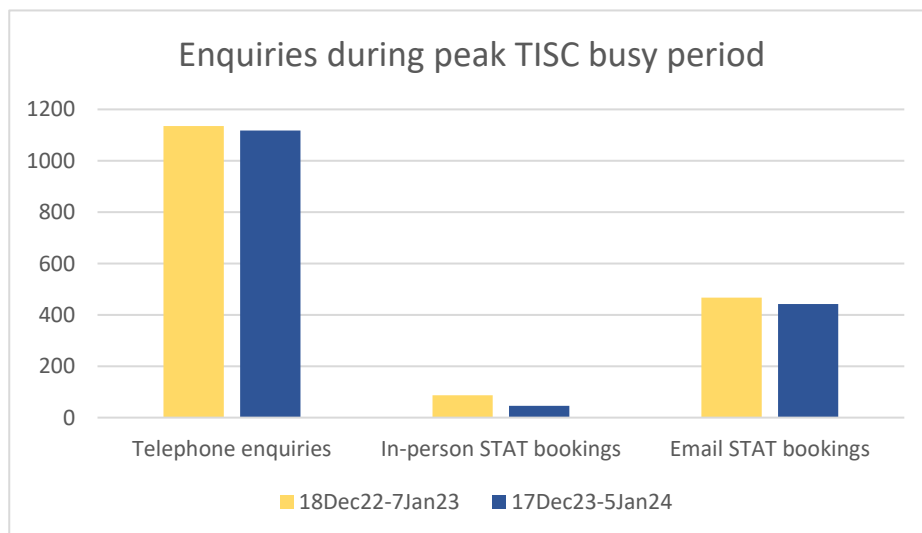
	April 2022* - January 2023	May 2023 - January 2024
Counter enquiries	788	590
Telephone enquiries	5915	5113
Email enquiries	3842	3833

***In 2022 applications open on Monday, 4 April 2022**



The busiest time for Customer Service staff was over the Christmas and New Year period, following the release of Year 12 results. Results release was on Sunday, 17 December and the Main round of university offers on Friday, 22 December, with STAT testing sessions held on Wednesday, 3 and Saturday, 6 January. We received 1118 telephone enquiries, 46 in-person STAT bookings and 609 emailed STAT bookings during the period 17 December to 5 January.

	18 December 2022 to 7 January 2023	17 December 2023 to 5 January 2024
Telephone enquiries	1135	1118
In-person STAT bookings	87	46
Email STAT bookings	467	442



Staffing

TISC's permanent Customer Service and STAT Co-ordinator, Carly Marie, commenced 12 months' parental leave in August. A replacement, Jillian Saunders, was appointed on a contract basis, however Jillian resigned in November to pursue other opportunities.

Long-serving TISC staff member Anna-Maria Antich stepped up to cover the Customer Service Co-ordinator portion of the role. Five casual customer service officers were employed over the application cycle, including two new and three returning staff members.

One formal training session was held in August, and on-the-job training was conducted as necessary.

Emails

We received 4249 email enquiries this year compared to 4091 in the previous year (March to February). This is an increase of 3.72%. The busiest month was December, with 724 emails (17.04% of all emails received during March to February).

We received 1224 STAT Booking Forms (April 2023 to February 2024). We also received 484 Record of Results requests (March 2023 to February 2024).

Telephone

Customer Service answered 5698 telephone enquiries (compared to 6211 telephone enquiries last year) from March 2023 to February 2024. This is a decrease of 9%. The busiest month was December 2023 with 960 enquiries (which represent 16.84% of all calls answered during this cycle) followed by January 2024 with 765 enquiries (which represents 13.42% of all telephone enquiries answered this cycle).

As applications opened in May, it is worth noting that the number of telephone enquires received in April to June was 1130 which represent 19.83% of all telephone enquiries.

Counter

Counter activity decreased from 928 customers the previous year to 721 customers this year. This is a decrease of 22.31%. Most customers, (excluding deliveries) were enquiring about the STAT (162).

The tables in Appendix A summarise the nature of the telephone, counter and email enquiries received by Customer Service during March 2023 to February 2024.

LIAISON

School Curriculum and Standards Authority Liaison

Thanks to ongoing co-operation between TISC and SCSA, and the dedicated work of staff at both organisations, Year 12 results and ATARs were again released before Christmas in 2023. The release of results and ATARs was completed smoothly on the nominated date.

TISC and SCSA continue to work closely on issues of common interest, with strong cooperation between the two bodies to achieve the best results for WA students. The TISC CEO and Board Chair have met with SCSA leadership on a number of occasions through the year and liaised on issues such as Year 12 course incentives, the WACE refresh and the State Government pathways to post-school success review.

National Liaison

National Data Collection of Applications and Offers

TISC again participated in the Federal Government's national data collection of applications and offers for undergraduate university places for which applications are made through Tertiary Admission Centres (TACs). Data was transferred to the federal Department of Education via its TCSI infrastructure.

Australasian Conference of Tertiary Admission Centres (ACTAC)

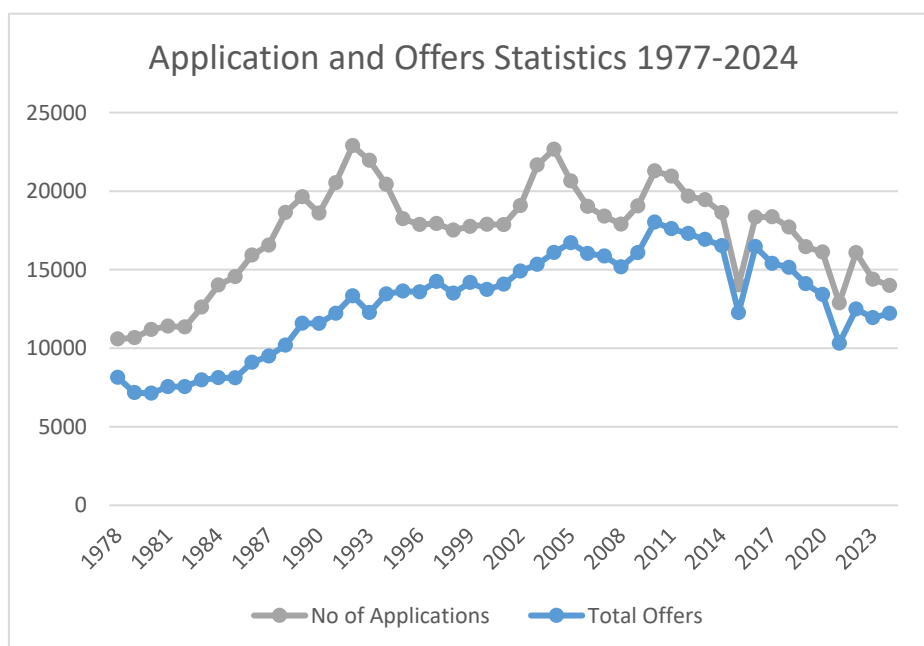
Staff from each of the states' Tertiary Admission Centres meet throughout the year to discuss common challenges and issues. TISC's CEO and senior management attended a number of in-person and virtual meetings with ACTAC colleagues to share best practice and improve collaboration between TACs. Key engagement in 2023-24 included the Universities Accord recommendations, on-going work to refine recognition of achievement in the International Baccalaureate, launching a new ACTAC website, and exploring further collaboration and benchmarking activities across TACs.

APPLICATIONS PROCESSING

The rapidly-changing admissions environment over the past few years means these statistics, and in particular any trends, should be interpreted with caution. The following factors, among others, may have influenced the statistics:

- COVID-19 – including border restrictions and special considerations
- Early offer schemes
- Application fee changes
- Changes in application opening dates and offer round dates

Long Term Trends



*Note 'half-year cohort' effect in 2015.

Applications

	Main Round*	Total	Last Year	% change
WA Year 12s	11203	11526	9786	17.8%
Other (incl current Interstate Yr 12s)	2412	2462	4601	-46.5%
Other (not incl current Interstate Yr 12s)	1132	1172	3146	-62.7%
Current Interstate Year 12s**	1280	1290	1455	-11.3%
TOTAL	13615	13988	14387	-2.8%
% of all WA Year 12 students who applied through TISC		53.4%	38.9%	

* Terminology has varied across application cycles, for consistency 'Main Round' is used here for the first all-preference TISC offer round.

** Current Interstate Yr 12 figure includes IB students, who may reside in WA

The number of WA Year 12 applicants increased again, which is pleasing to see. Non-WA Year 12 applicant numbers continue to decline, following a long-term trend that is common to all Tertiary Admissions Centres across Australia.

Communication with Applicants

The main method of communication with applicants is by email. Logs of emails sent are not kept, but sending and answering emails constitutes a high proportion of the workload for applications staff. Types of emails sent include:

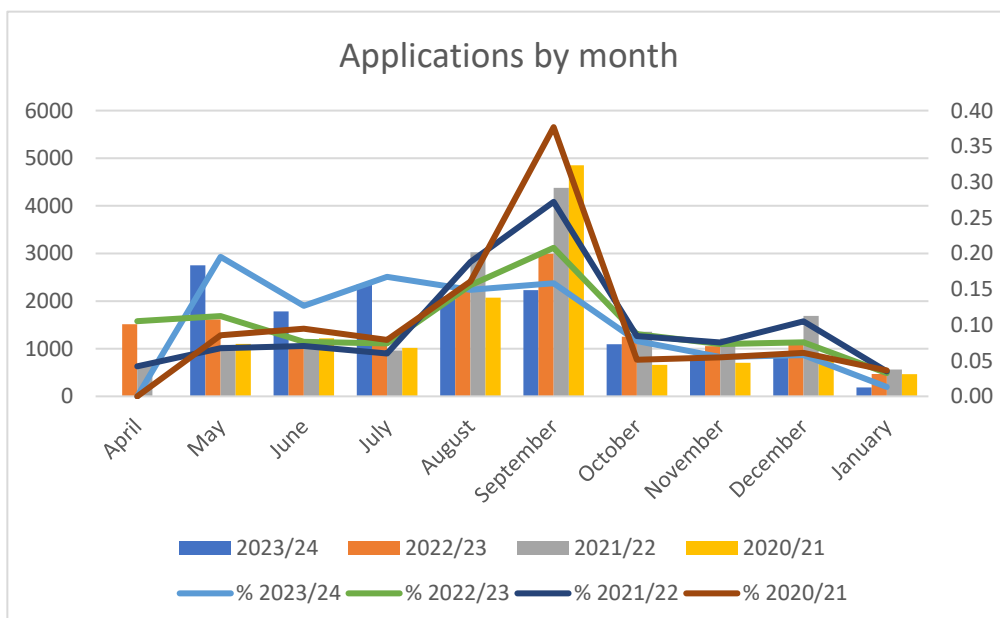
- Bulk emails manually sent by TISC staff to request extra submissions or advise of extra requirements within three working days of an application/preference being inserted.
- Bulk emails to applicants who meet certain specified criteria, including ad hoc at the requests of universities.
- Emails sent manually by TISC staff to follow up on incomplete or missing documents.
- Replies to applicant queries.

Text messaging (SMS) is also used where email addresses are invalid, or communication is urgent. 92 text messages were sent between May 2023 and January 2024.

Other forms of communication with applicants in 2023 included:

- School visits
- Webinars
- Social media (Facebook and Instagram).

Timing of Applications



Almost half of all applicants this year (49%) applied by the end of July, showing a significant shift in applicant behaviour since the removal of the tiered fee system and the shift to an earlier opening date. A small number of high-demand courses close on 30 September, and one on 30 November, however we can see this now has limited impact on overall applications by month.

Withdrawn Applications

Duplicate applications (mainly WACE students who apply incorrectly) and Curtin re-enrollers are down significantly from the previous year. The increase in school visit presentations and emphasis on application procedures may have contributed to the former, whilst the latter is probably attributable to Curtin encouraging non-Year 12 applicants to apply directly to the institution.

Duplicate	115
Voluntary Withdrawal	16
Curtin re-enrollers	17
Incorrect residency status	4
2023 Year 11 students	9
Intended to apply for Semester 2	4
TOTAL	165

Preferences

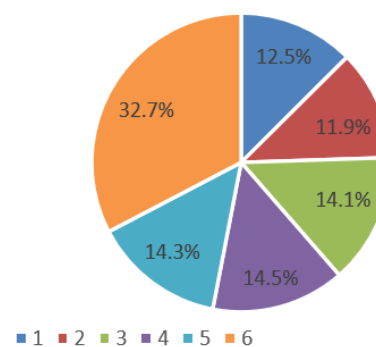
How many preferences did TISC applicants list?

The chart to the right shows the percentage of applicants who listed 1, 2, 3, 4, 5, or the maximum 6 preferences.

WA Year 12s were more likely to list 6 preferences (36.8%) compared to other applicants (16%).

Data is taken at the end point of the application; applicants may have changed, added or removed preferences during the cycle.

In total, 6728 applicants changed preferences a total of 15,371 times, with the median number of preference changes being two, showing most applicants do benefit from the flexibility of changing preferences throughout the cycle.



Results Retrievals

ARTS* - total	2153
ARTS - WA institutions	1733
Interstate Year 12**	1517
IB - 2023	182
IB - other	33
IBAS emails sent (WA-based IB students)	47
TAFE & Fremantle Education Centre Sem 2 results	464
NZQA	70
CIE A Levels	77
IELTS	31
PTE	12
CollegeBoard - AP & SAT	12

*The Academic Records Transfer System (ARTS) is an electronic system for obtaining academic record information from most Australian universities.

** For TISC applicants only. Many interstate Year 12 results were retrieved on request from the universities for the processing of direct applications. TISC does this ad hoc to assist universities' admissions teams, however TISC would prefer these applicants were encouraged to apply directly to TISC to ensure accurate and efficient results retrieval.

Offers

Number of applicants receiving offers

	2023			2022			% Change 2022-2023
	Main Round	Second Round	Total*	Main Round	Second Round	Total*	
WA Year 12	10,387	1,433	11,016	8,446	1,475	9,150	
Other	1,054	271	1,201	2,245	667	2,789	
TOTAL	11,441	1,704	12,217	10,691	2,142	11,939	+2.3%

Percentage of applicants receiving offers

	2023		2022	
	Main Round	Total*	Main Round	Total*
% of All Applicants	84%	82%	78%	83%
% of WA Yr 12 Applicants	93%	95%	89%	94%
% of 1st Pref Offers	77%	79%	73%	77%

*Double counting of main round offer and replacement new second round offer to the same person has been removed from this total. The total also includes a small number of manual offers made by universities after the second round.

Early Offers to Year 12 Applicants

Following the widespread adoption of early offers to Year 12s as part of responses to the COVID-19 pandemic, the five universities again each offered some sort of scheme for Early Offers to WA Year 12 students. Many of these offers were made outside the TISC system, so limited information is available at this time.

Preliminary Offers to Type 3 Applicants

Universities were able to make on-demand offers through the TISC system in selected courses to qualified non-Year 12 applicants, for first preferences only. Only 57 preliminary offers were made in this cycle, most likely because most non-Year 12 applicants apply directly to the universities, or if they are applying through TISC it is for quota courses where Preliminary offers are not made.

Entry Pathways

Enabling Programs completed in Year 12

In 2023, 1145 WA Year 12 applicants (668 in 2022), who applied for university through TISC, completed or had intended to complete a university enabling program as part of their Year 12 studies:

- 701 enrolled in Curtin's UniReady in Schools program (508 in 2022)
- 160 enrolled in ECU's UniPrep Schools program (97 in 2022)
- 280 enrolled in Murdoch's FlexiTrack High or TLC Learning for Tomorrow program (63 in 2022, however in 2022 these students could have applied directly to Murdoch)
- 4 enrolled in Notre Dame's new UniPath program.

TISC relies on applicants self-declaring these enrolments.

Applications and Offers for Enabling Programs

In total, 2120 applicants listed at least one enabling program as a preference (2327 in 2022/23). Only 31 applicants who listed at least one enabling program as a preference received no offer, demonstrating the wisdom of listing at least one as a back-up preference. The table below indicates the number of applicants and the number of offers made for each enabling program; most applicants who did not receive an offer in an enabling program as per this table, received an offer in a higher preference – that is, they did not need to use their back-up.

	Applicants	Offers
UniReady (Curtin)	1400	815
UniPrep (ECU)	872	481
OnTrack Flex and OnTrack Sprint (Murdoch)	499	140
Tertiary Pathway Program (Notre Dame)	137	24

ECU also accepted applications directly for UniPrep Summer and UniPrep Accelerate.

Adjustment Factors

Each university considers adjustment factors which can increase a WACE student's ATAR to a Selection Rank for that university, based on a number of factors including school attended and ATSI status. Some of these factors are programmed by TISC, and a summary of these appears in the table below. No significant change is noted in these numbers from last year. The University of Notre Dame Australia applies adjustment factors on an individual basis.

	Applicants	Non-Applicants	Total
Curtin's StepUp Entry or Bonus	1987	363	2350
ECU Access A or B	1043	435	1478
Murdoch RISE	941	377	1318
Broadway	1270	261	1531

Portfolio and Experience Based Entry Pathways

Curtin's Portfolio Entry Pathway was available for a selection of Curtin's courses. There were 112 offers made to applicants eligible for the Portfolio Entry Pathway (103 to WACE applicants), slightly down from last year.

ECU, Murdoch and UWA all offer various portfolio and/or experience-based entry pathways, however these don't use separate TISC codes, so separate statistics are not available via the TISC system for these. This year, for the first time, Portfolio documents could be submitted through TISC, with their own category.

Educational Access Scheme

TISC managed a common scheme to address applicant disadvantage, the Educational Access Scheme. To be considered applicants had to select at least one EAS category and upload supporting documentation to a confidential area of their application. This year, TISC conducted assessment of EAS applications as a pilot project, which was taken up by Curtin, ECU and Murdoch. Further information and analysis of that pilot will take place shortly.

A total of 902 TISC applicants requested to be considered for the EAS. Of these, 601 submitted at least one supporting document (of 751 applicants 506 submitted at least one document in 2022), and 426 were marked as complete by TISC (284 in 2022). In total 3,064 EAS documents were submitted – 2,284 uploaded by applicants and 176 uploaded by TISC.

A total of 628 offers were made to EAS applicants, however this does not necessarily mean the offers were made on the basis of their EAS application.

Offers to EAS applicants	Curtin	ECU	Murdoch	Notre Dame	UWA
	199	50	57	41	171

The following table shows the distribution of categories selected, bearing in mind an applicant can choose as many categories as they wish.

Category	Count
Family circumstances	309
Financial circumstances	121
Health issues	385
Other	40
School circumstances	245

SPECIAL TERTIARY ADMISSIONS TEST

The Special Tertiary Admissions Test (STAT) is an aptitude test designed to assess a range of competencies considered important for success in tertiary study. Many tertiary institutions in Australia use STAT as part of their admissions procedures for mature-age applicants.

The Australian Tertiary Admissions Centres (TACs) were party to the development and implementation of the STAT program. However, the intellectual property of all forms of the STAT is owned by the Australian Council for Educational Research (ACER). Western Australia is the only state that currently administers the STAT in-person via TISC.

The STAT consists of two tests: a Multiple-Choice test (STAT MC) and a Written English test (STAT WE). STAT MC is a two-hour test containing 70 questions, half of which have a verbal emphasis (social science/humanities) while the other half have a quantitative emphasis (mathematical/science). STAT WE is a one-hour written English test, consisting of two short essay questions. Part A is a public affairs issue that invites argument, while Part B asks candidates to write from a more personal point of view. Each section gives a choice of four topics.

Both tests are produced and marked by ACER in Victoria. Every two years, half the multiple-choice items are replaced with new items and the other half of the items are carried over from the previous test cycle to ensure comparability across years.

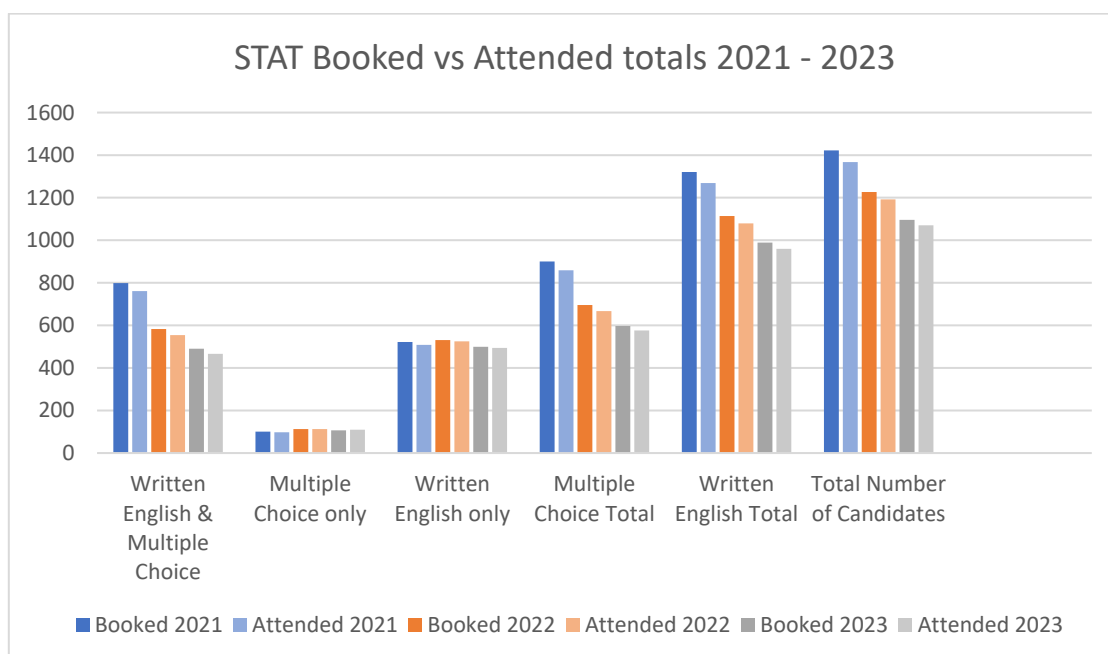
ACER send results files electronically to TISC after each STAT sitting, including online and overseas sessions, for uploading to the national database. The STAT National Database was established in November 1996. It was developed and is administered by TISC. It contains results for all candidates who have sat STAT in Australia from 1996 onwards.

STAT Enrolments

In the 2023 STAT year 1070 candidates attended STAT (this includes 515 school leaver candidates who sat in November, January, and February). The following table shows the breakdown of enrolments in each test as well as a comparison with previous years:

	2021		2022		2023	
	Booked	Attended	Booked	Attended	Booked	Attended
Written English & Multiple Choice	799	761	583	554	490	466
Multiple Choice only*	101	98	113	113	107	110
Written English only*	522	508	531	525	499	494
Multiple Choice Total	900	859	696	667	597	576
Written English Total	1321	1269	1114	1079	989	960
Total Number of Candidates	1422	1367	1227	1192	1096	1070

* From the table, it can be seen that for some years the numbers booked to sit only the Multiple-Choice test are less than those who actually sat the test. This is because some candidates enrol in both the Multiple Choice and the Written English tests, but then only sit the one section and do not reapply to sit the other section.



STAT Scores

For 2024 admission the minimum STAT scores required by the universities for candidates are as follows:

	Minimum MC score	Minimum WE Score
Curtin University	135 (Verbal or Quantitative)	140
Edith Cowan University	135 (Verbal or Quantitative)	140
Murdoch University	135 (Verbal or Quantitative)	140
The University of Notre Dame Australia	135 (Verbal or Quantitative)	140
The University of Western Australia:		
STAT alone entry	*see below for minimum requirements	
Competence in English	140 (Verbal Only)	140

*For 2024 admission, UWA did not set minimum STAT scores but required the scores for STAT WE and at least one component of STAT MC to equate to a notional ATAR equal to or greater than the minimum required for the course.

In 2023, 409 (87.8%) of the 466 candidates who sat both STAT WE and STAT MC met the minimum requirement for admission to Curtin, ECU, Murdoch and Notre Dame universities.

The results are shown below in table form:

	Minimum Score	Maximum Score	Average	Standard Deviation
STAT MC	129	197	151.13	10.68
STAT WE	100	200	157.51	15.91

Testing sessions in the metropolitan area

There were ten metropolitan sessions run throughout the year at Canning College in Bentley. The dates for these are shown below:

15 May 2023
10 June 2023
1 July 2023
16 September 2023
21 October 2023
25 November 2023
3 January 2024
6 January 2024
3 February 2024

We offer two special sessions held on a Friday at TISC for people who, for work or religious reasons, cannot sit STAT on a Saturday. A special Friday session was held on 12 May and 17 November. There was one candidate for each session.

Due to the days the public holidays fell over the Christmas/New Year period, a mid-week testing session was again held on Wednesday 3 January.

Sessions were also organised for 28 candidates with special needs. These sessions were held in the TISC office.

No additional charge was raised by TISC for organising and running the sessions for these candidates.

Scheduled testing sessions in regional areas

Tests in regional areas are held twice a year – in May and November. The dates are advertised every year on the STAT booking form and the TISC website. Venues and supervisors are organised by the STAT Coordinator.

In May 2023, 6 sessions were held in 6 regional centres, and in November 2023, 5 sessions were held in 5 centres, including 3 of the centres where a session was held in May 2023.

There were more country STAT sessions held than in the previous year. There were 25 candidates who enrolled to sit the STAT in regional areas in 2023 compared to 24 in 2022. Enrolments for the 2023 country testing sessions were as follows:

MAY		NOVEMBER	
Centres	Numbers Booked	Centres	Numbers Booked
Albany	2	Albany	4
Bunbury	3	Bunbury	8
Esperance	1	Geraldton	1
Geraldton	2	Narembeen	1
Kalgoorlie	1	Tom Price	1
Port Hedland	1		
		Total	25

Below is a comparison of the total number of enrolments for the country STAT from 2021 through to 2023.

	2021	2022	2023
STAT Multiple Choice	28	17	14
STAT Written English	33	24	25

Scheduled testing sessions in prisons

TISC has a very flexible policy for scheduling testing sessions in prisons as the prisons have Education Officers available to supervise the candidates. Contact is made with the Education Officers each year and sessions can be held on a weekday between May and November each year. There were no sessions held in prisons this STAT year.

Special use of STAT

Many of the candidates sitting the 3 and 6 January 2024 sessions were Year 12 English ATAR courses students' who had achieved a competitive ATAR or had completed a Certificate IV but had not met competence in English.

A few Year 12 English General course students, who had completed a Certificate IV, were also invited to sit STAT WE only in order to meet the university English competency requirement. These students were allowed to sit the STAT from late November onwards, after the completion of the WACE examinations.

The University of Western Australia requires Year 12 students to take both STAT WE and STAT MC test and to achieve a mark of 140 or better in both STAT WE and STAT MC (Verbal component). The other four universities require Year 12 students to sit STAT WE only and to achieve a mark of 140 or better in this test.

Over the last four years UWA have also allowed (with written permission) Year 12 students who did not achieve a high enough ATAR or had no ATAR to sit the STAT for admission purposes. UWA did not set required minimum STAT scores but required the scores for STAT WE and at least one component of STAT MC to equate to a notional ATAR equal to or greater than the minimum required for the course. Year 12 students using this pathway for admission purposes were allowed to sit the STAT after the completion of the WACE examinations.

There were 515 Year 12 students sitting the STAT, of whom 329 sat STAT WE only. The number of students sitting STAT WE only, decreased by 5.5% (compared to the 348 who sat in 2022).

The number of students sitting both sections of the STAT decreased from 219 to 186, a decrease of 15.1%.

89.4% of those who used STAT WE only to meet literacy, met this requirement.

65.1% of those using both STAT MC and STAT WE met competence in English for UWA.

The figures for 2023 (2022) are shown in the table below.

Attended	STAT MC + WE		STAT WE only	
	186 (219)		329 (348)	
	Population	%	Population	%
Met UWA requirement of WE mark and MC verbal mark ≥140	121 (155)	65.1 (70.7)	-	-
Met Curtin, ECU and Murdoch requirement of WE mark ≥140	163 (189)	87.6 (86.3)	294 (310)	89.4 (89.1)

**NB: Among the 34.9% who did not meet the literacy requirement for UWA via STAT MC and STAT WE, several may have met the requirement via STAT WE (for ECU, Curtin University, Notre Dame and Murdoch University) if their English mark was 140 or more.*

A comparison with the past years' figures is shown below:

Year	Total number of candidates	STAT Multiple Choice (MC)	STAT Written English (WE)	Score of ≥140 in WE	% Achieving ≥140 in WE	Score of ≥140 in STAT MC (Verbal) + in STAT WE	% Achieving ≥140 in STAT MC (Verbal) + in STAT WE
2021	588	276	588	531	90.3%	195	70.7%
2022	567	219	567	499	88.0%	155	70.7%
2023	515	186	515	457	88.7%	121	65.1%

WESTERN AUSTRALIAN UNIVERSITIES' FOUNDATION PROGRAM

The Western Australian Universities' Foundation Program (WAUFP) is a course of academic study designed for entry to the four public universities in Western Australia. The program is designed for international students who do need to improve their English language and whose matriculation level is not sufficient for entry into Western Australian universities. The Standard program commenced in 1993 and runs from February (Intake 1) or April (Intake 2) to November.

The WAUFP Mid-Year Entry stream commenced in 2013 and runs from August to June. The statistics in this report relate to the 2023-24 cohort.

Provider Colleges and Student Enrolments

Provider Colleges in 2023 were:

- Canning College (Standard and Mid-Year WAUFP)
- St George's Anglican Grammar School (Standard)
- St Mark's Anglican Community School (Standard)
- Swan Valley Anglican Community School (Standard)

Student enrolments by college

a) Standard

The total number of students enrolled in the WAUFP in 2023 was 76 (including withdrawals), compared to 106 in 2022, a decrease of 28%. The final number of students who completed the WAUFP examinations in 2023 was 73, compared to 96 in 2022, a decrease of 24%.

The final number of candidates at each college were as follows for 2023 (compared to 2022):

Canning College	64 (90) students
St George's Anglican Grammar School	4 (6) students
St Mark's Anglican Community School	4 (-) students
Swan Valley Anglican Community School	1 (-) student

b) Mid-Year

28 students enrolled in the Mid-Year Entry program in August 2023 at Canning College, compared with 26 who enrolled in the 2022-23 cohort. 22 students completed the 2023-24 program compared to 17 in 2022-23 and 27 in 2021-22.

Student Subject Enrolments

Twelve subjects were offered in Standard WAUFP and eight in the Mid-Year Entry program. The numbers of students who sat each subject examination are shown in the table below.

Subjects	Standard	Mid-Year 2023-24
Accounting and Finance	18 (20)	2 (3)
Business Management and Enterprise	9 (15)	-
Chemistry	28 (36)	13 (8)
Computer Science	11 (9)	8 (8)
Economics	20 (17)	-
ELACS	73 (90)	21 (17)
Human Biology	34 (47)	11 (12)
Mathematics Applications	52 (60)	19 (11)
Mathematics Methods	25 (26)	8 (6)
Mathematics Specialist	4 (12)	-
Physics	13 (19)	6 (4)
Psychology	17 (29)	-
Special Tertiary Admissions Test (STAT)	73 (91)	22 (18)

Nationality Group

a) Standard

Over the past ten years over three quarters of all WAUFP students have come from Malaysia, China, Hong Kong and Singapore. The table below shows the changes over these years. The number of students from Vietnam has decreased over these years so the percentage will not be included in this table from 2019. The number of students from Indonesia has increased recently so the percentage was included in this table from 2019. Other students came from India (2), Iran (1), Japan (3), Kenya (1), Kuwait (3), Myanmar (2), Papua New Guinea (1), Philippines (1), South Africa (1), Thailand (2) and Vietnam (4).

Country	Percentage of students from different countries									
	2014	2015	2016	2017	2018	2019	2020	2021	2022	2023
Malaysia	47%	43%	38%	26%	20%	18%	23%	11%	23%	18%
China	17%	21%	36%	41%	38%	45%	18%	16%	9%	7%
Hong Kong	4%	1%	4%	6%	10%	5%	16%	23%	13%	12%
Singapore	12%	17%	5%	9%	12%	17%	20%	22%	23%	26%
Indonesia	N/A	N/A	N/A	N/A	N/A	6%	7%	15%	8%	11%
Total	85%	86%	86%	85%	83%	91%	84%	88%	76%	74%

b) Mid-Year

Mid-Year students enrolled in the program from Australia (1), Bangladesh (1), China (4), Indonesia (1), Japan (1), Malaysia (10), Myanmar (2), Singapore (8).

Setters, Checker and Markers

a) Standard

Twelve subject examination papers were written for the Standard examinations in 2023. All subjects, except ELACS, used the School Curriculum and Standards Authority WACE ATAR Year 12 syllabi. Most Setters and Checkers were experienced in WAUFP examination setting; there were 3 new Setters and 1 new Checker for the 2023 papers. All papers were marked independently by 2 experienced markers. Marking was completed electronically via EServices and the processes ran smoothly for all subjects.

b) Mid-Year

Eight subject examination papers were set for Mid-Year WAUFP examinations. Most Setters are appointed based on recommendations from Provider Colleges. Most of the Checkers currently come from within the Provider Colleges (including retired teachers) and some are appointed based on recommendations from Provider College staff.

Final Examinations

An examination timetable was prepared by TISC and distributed to the colleges at the beginning of August. The final examinations were held over 2 weeks and coincided with the WACE examinations. TISC organised the supervision of the external examinations. The Chief Supervisors attended a training meeting at TISC the week before the commencement of the examinations. At this meeting all examination procedures were reviewed. All supervisors were sent a Supervisor's Manual outlining how to run the examinations and all signed a Supervisor's Agreement that outlined their duties. TISC ensured that all supervisors held a current Working with Children Check card.

Subject Moderation

Moderation of each college's assessments was carried out by standardising them to the same mean and standard deviation as the exam results of each college.

Scaling

a) WAUFP

The Scaling Process took place at TISC on 29 November 2023. The Scaling Report was circulated for the Members Advisory Committee meeting on 8 December 2023.

b) Mid-Year WAUFP

The Scaling Process took place at TISC on 10 June 2024.

Results

a) WAUFP

On 1 December 2023 all WAUFP results were made available on the TISC website. Results letters and certificates were also posted. TISC uploaded results for the International Centre of each university and also for the Provider Colleges.

b) Mid-Year WAUFP

On 14 June 2024 Mid-Year WAUFP results were made available on the TISC website. Results letters and certificates were posted on this date also. TISC uploaded results for the International Centre of each university and also for the Provider College.

Relationship Between ELACS Results and the CPS

a) WAUFP

	Number of students		
	with a CPS < 50	with a CPS ≥50	Total
Number of students with an ELACS score < 50	4	1	5
Number of students with an ELACS score ≥50	8	60 (82%)	68
Total	12	61	73

b) Changes over the last 10 years

The variations in the percentage of students with a CPS and ELACS score ≥50 (minimum requirement for university admission) reflects the differences in the abilities of the student cohort.

Year	% of students with a CPS and ELACS score ≥ 50
2014	72%
2015	74%
2016	78%
2017	74%
2018	75%
2019	73%
2020	71%
2021	95%
2022	73%
2023	82%

c) Mid-Year WAUFP

	Number of students		
	with a CPS < 50	with a CPS ≥50	Total
Number of students with an ELACS score < 50	2	0	2
Number of students with an ELACS score ≥50	3	17 (77%)	20
Total	5	17	22

d) Changes over the last 10 years - Mid-Year WAUFP

The variations in the percentage of students with a CPS and ELACS score ≥ 50 (minimum requirement for university admission) reflects the differences in the abilities of the each cohort. The Mid-Year cohort is small, so the percentage varies more than the Standard cohort in part b).

Year	% of students with a CPS and ELACS score ≥ 50
2014-15	65%
2015-16	69%
2016-17	43%
2017-18	57%
2018-19	88%
2019-20	89%
2020-21	72%
2021-22	93%
2022-23	76%
2023-24	77%

Certificates of Achievement and Letters of Congratulations

Certificates of Achievement were awarded to 82% of Standard WAUFP students and 77% of Mid-Year WAUFP students. Students received a certificate if they:

- Scored 50 or higher in the subject ELACS and therefore achieved English language competency, and
- Obtained a Combined Percentage Score (CPS) of at least 50.

Letters of congratulations were sent to students who had a CPS in the top 5%, and the top student in each subject with enrolments of 10 or more students.

Future Changes

1. The ELACS syllabus will be reviewed in 2024 for implementation in 2025. (NB. As at September 2024 implementation will be delayed until 2026).
2. Anglican Schools Commission will offer the WAUFP at Frederick Irwin Anglican School as well as St George's Anglican Grammar School in 2024.

SCHOOL VISITS

TISC staff made over 100 visits to metropolitan and regional/remote schools, in person and via Teams, to present information to major interest groups:

- Year 12 staff
- Year 12 students (and parents)
- School staff development days

Over 7,000 people are estimated to have attended presentations by TISC over this period.

The information presented centred on the Australian Tertiary Admission Rank (ATAR), requirements for university entry, the marks adjustment processes, preference and offer systems, and the services provided on the web. Presentations varied from 20-45 minutes.

2023

Metropolitan Schools			
	Government	Catholic	Independent
July	Perth Modern School, Greenwood College, Coodanup College, Como Secondary College, Shenton College, Ashdale Secondary College, Ocean Reef SHS, Leeming SHS	La Salle College	UWA – Fairway, Helena College
August	Balcatta SHS, Aveley Secondary College, Churchlands SHS, John Forrest Secondary College, Safety Bay SHS, Rossmoyne SHS, Mount Lawley SHS	St Brigid's College, Mercy College, Servite College, Mandurah Catholic College	Christ Church Grammar School, Kennedy Baptist College

Regional/Remote Schools	
July	St Joseph's College, Albany SHS, Great Southern Grammar, Mt Barker Community College
August	Christmas Island DHS (via Teams), Bethel Christian School (via Teams), Bunbury SHS, Manea Senior College, Georgiana Molloy ACS, Eaton Community College, Our Lady of Mercy College, Australind SHS, Bunbury Cathedral Grammar, Collie SHS, St Mary MacKillop College, Bunbury Catholic College, Cornerstone Christian College, Dalyellup College, Busselton SHS, Cape Naturaliste College

2024

Metropolitan Schools			
	Government	Catholic	Independent
January			Kingsway Christian College, Frederick Irwin Anglican School
February	Woodvale Secondary College, Harrisdale Senior High School, Warnbro Community High School, Gilmore College, Wanneroo Secondary College, Ballajura Community College, Coastal Lakes College, Shenton College	Mercedes College, Irene McCormack Catholic College	Living Waters Lutheran College, St James Anglican School, Peter Moyes Anglican Community School

Metropolitan Schools			
	Government	Catholic	Independent
March	Morley SHS, Lakelands SHS, Southern River College, Perth Modern School, Pinjarra Senior High School	Mandurah Catholic College, Prendiville Catholic College, Ursula Frayne Catholic College	All Saints College, Guildford Grammar School, St George's Anglican Grammar School, Dale Christian College, Frederick Irwin Anglican School, Mandurah Baptist College
April	Belmont City College, John Curtin College Of The Arts, Canning Vale College, Thornlie Senior High School, Harrisdale Senior High School	Mercy College, Aquinas College	Carey Baptist College Forrestdale, St Hilda's Anglican School for Girls, Penrhos College, St Stephen's School – Duncraig,
May	Shenton College, Como Secondary College, Fremantle College, Kiara College, Belridge Secondary College, Mount Lawley Senior High School, Kent Street Senior High School, Applecross Senior High School, Balcatta Senior High School, Comet Bay College, Kelmscott Senior High School, Ashdale Secondary College	Holy Cross College, Santa Maria College, Mazenod College, John XXIII College, Corpus Christi College	St Stephen's School – Carramar, Methodist Ladies' College, St Marys Anglican Girls School, Wesley College, St Marks Anglican Community School, John Septimus Roe Anglican Community School, The Montessori School
June	Atwell College, Sevenoaks Senior College, Perth Modern School, Lesmurdie Senior High School, Kalamunda Senior High School, Joseph Banks Secondary College, Butler College	Mother Teresa Catholic College, Servite College, Aranmore Catholic College, Iona Presentation College,	South Coast Baptist College, Perth College, John Wollaston Anglican Community School,

Regional/Remote Schools	
April	SIDE and ACC (via Teams), Great Southern Grammar, Albany SHS, Bethel Christian School, St Joseph's College
May	North Albany SHS, Karratha Senior High School (via Teams)
June	Eaton Community College, Manea Senior College, Dalyellup College, Australind SHS, Our Lady of Mercy College, Bunbury Cathedral Grammar School, Bunbury Catholic College, Bunbury SHS, Cape Naturaliste College, St Mary MacKillop College, Collie SHS, Cornerstone Christian College, Busselton SHS, Georgiana Molloy ACS, Hedland SHS (via Teams), Eastern Goldfields College, John Paul College
July	Denmark Senior High School (via Teams)

SCHEDULE OF KEY DATES 2023-2024

Key Dates for Undergraduate Admissions

Date	Principal event
1 May 2023	Applications for undergraduate admission open
1 August 2023	2024 TISC Guide despatched to all secondary schools with Year 12 students.
30 November 2023	Closing date for Educational Access Scheme (EAS) applications, to be considered for main round of offers.
17 December 2023	Western Australian 2023 Year 12 students' results available on the TISC website.
18 December 2023	Closing date to apply and change preferences for main round of offers.
22 December 2023	Universities Admission Advice Letter posted to WA Year 12 students who had requested and paid for copies.
22 December 2023	Main Round university offers available on the TISC website.
8 January 2024	Closing date for EAS applications, to be considered for second round of offers
14 January 2024	Closing date to apply and change preferences for inclusion in second round of offers.
19 January 2024	Second round offers available on the TISC website. TISC to notify all unsuccessful applicants at this time.

TISC PUBLICATIONS

The following TISC publications were distributed/published between July 2023 and June 2024:

- 2024 TISC Guide
- STAT Booking Form
- Western Australian Universities' Foundation Program 2024 Administrative Procedures Manual

Pamphlets/Flyers/Posters

- Guide to the Universities Admission Advice Letter
- Guide to the ATAR Certificate
- Release of Scaled Scores and ATARs (Information sheet)

Online Publications

- Admission Requirements for School Leavers 2027
- International Baccalaureate brochure 2025
- Statistics
 - Application and Offer Statistics – 2023/2024
 - ATAR Statistics (2023)
 - ATAR Frequency Distribution Table
 - ATAR Gender Breakdown
 - WACE Courses used in ATAR
 - Scaling Statistics (2023)
 - Histograms and Scaled Scores Statistics for WACE courses
 - Scaling Populations and Means
 - Scaling Information Sheet 2023
 - Summary Scaling Statistics – Percentages Greater than Specified Score
 - Summary Scaling Statistics – Scaled Scores for Specified Percentiles
 - Guaranteed ATARs 2024
 - Minimum ATARs 2024
 - Lowest Offered Ranks 2024
- TISC School Circulars 2023 – 2024
- TISC Powerpoint Presentation for WA Year 12 students
- Annual Report 2022/2023

SCHEDULE OF FEES AND CHARGES 2023-2024

Service	Fee*
Standard Application Fee	\$88
Despatch of TISC Guide to: Within Australia	\$25
Overseas	\$35
Duplicate Documents (UAAL, STAT or WAUFP results)	\$49
Initial hard copy of current UAAL	\$29
Additional copies (in the same transaction)	\$15
Certification of documents for interstate Admissions Centres	\$13 (plus \$1.75 per page)
Checking ATAR calculation	\$45
STAT	
One test only on one day (includes sample question booklet)	\$170
Both tests on one day (includes sample question booklet)	\$270
Special supervision fee (n/a to special needs candidates)	\$75
Change of session fee	\$75
Cancellation fee (prior to one full working day before test)	\$75
WAUFP	
<i>Standard Intake 1, 2 (February/April to November 2023)</i>	
Support up to 13 Subjects	\$1,250/student or
Registration Fee	\$33,000 per college
Additional Subject (written only)	\$5,000
Additional Subject (with a practical)	\$6,100
<i>Mid-Year (August 2023 to June 2024)</i>	
Support up to 7 Subjects – One College only	\$1,200/student or
Registration Fee	\$50,000 per college
Additional Subject (written only)	\$4,800
Additional Subject (with a practical)	\$5,900
WAUFP Private Candidate fee	\$99

* GST inclusive

APPENDICES

Appendix A Western Australian Universities' Foundation Program Statistics

Table 1 – 2023 WAUFP Subject Statistics

Table 2 – 2023 WAUFP Moderation Statistics

Note: Detailed statistics on applications, offer and enrolments by course within a university for Undergraduate courses are on www.tisc.edu.au

**WESTERN AUSTRALIAN UNIVERSITIES' FOUNDATION PROGRAM
STATISTICS** **APPENDIX A**

Table 1 Western Australian University Foundation Program Moderation Statistics 2023

Table 2 Western Australian University Foundation Program Subjects Statistics 2023

Western Australian Universities' Foundation Program

Table 1: 2023 Moderation Statistics

Subject	Scaling population		Assessment	Exam	Moderated Assessment
Accounting and Finance	18	mean	55.89	36.72	36.72
		stdev	15.76	18.82	18.82
Business Management and Enterprise	9	mean	54.66	54.06	54.06
		stdev	4.34	13.84	13.84
Chemistry	28	mean	61.96	58.62	58.62
		stdev	16.91	17.45	17.45
Computer Science	11	mean	61.12	62.70	62.70
		stdev	21.22	21.97	21.97
Economics	20	mean	67.66	40.65	40.65
		stdev	14.98	15.78	15.78
ELACS	73	mean	64.06	56.48	56.48
		stdev	10.03	12.01	12.01
Human Biology	32	mean	63.39	58.86	58.86
		stdev	16.71	15.11	15.11
Mathematics Applications	52	mean	70.00	66.30	66.30
		stdev	18.58	19.10	19.10
Mathematics Methods	25	mean	63.93	67.85	67.74
		stdev	17.21	20.67	20.49
Mathematics Specialist	4	mean	59.25	59.49	59.49
		stdev	15.99	21.62	21.62
Physics	12	mean	64.24	56.17	56.17
		stdev	15.47	17.50	17.50
Psychology	17	mean	55.65	48.67	48.67
		stdev	13.56	19.96	19.96

Western Australian Universities' Foundation Program

Table 2: 2023 Scaling Statistics

Subject	Scaling pop.	Scores	max	min	mean	stddev	% > 50
Accounting and Finance	18	combined	64.07	11.29	36.72	18.07	38.89
		scaled	73.40	15.05	45.03	19.56	44.44
Business Management and Enterprise	9	combined	76.10	35.14	54.06	12.66	55.56
		scaled	81.62	45.14	62.77	11.23	88.89
Chemistry	28	combined	87.43	15.26	58.62	17.21	75.00
		scaled	91.92	17.95	64.98	17.51	82.14
Computer Science	11	combined	94.51	16.86	62.70	21.84	72.73
		scaled	95.50	18.73	67.12	21.80	81.82
Economics	20	combined	61.30	12.32	40.65	15.26	35.00
		scaled	72.94	16.99	50.72	17.14	65.00
ELACS	73	combined	81.10	25.48	56.48	11.42	69.86
		scaled	85.16	32.88	63.11	10.45	93.15
Human Biology	32	combined	82.56	19.36	58.86	14.81	71.88
		scaled	90.63	24.97	69.19	14.46	96.88
Mathematics Applications	52	combined	92.28	17.73	66.30	18.96	76.92
		scaled	90.11	16.11	62.61	18.85	73.08
Mathematics Methods	25	combined	97.00	22.76	67.79	20.23	80.00
		scaled	97.75	23.96	69.21	19.91	84.00
Mathematics Specialist	4	combined	85.10	28.10	59.49	21.15	75.00
		scaled	90.39	38.76	68.84	19.55	75.00
Physics	12	combined	83.86	29.66	56.17	17.09	58.33
		scaled	87.96	34.89	62.38	16.86	75.00
Psychology	17	combined	80.54	14.01	48.67	19.47	47.06
		scaled	88.46	19.32	59.05	19.68	70.59